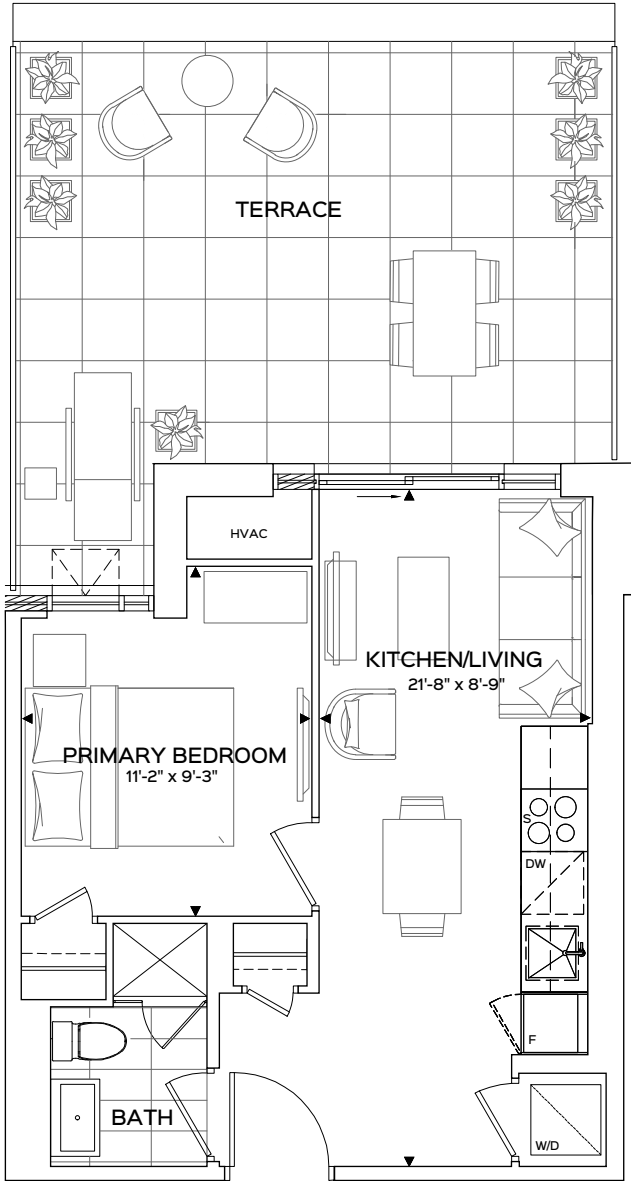


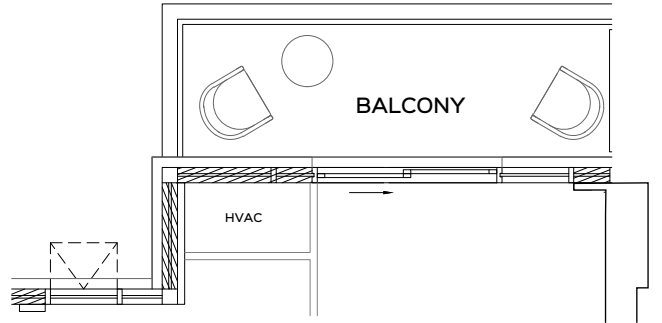
ONE BEDROOM

ABERDEEN

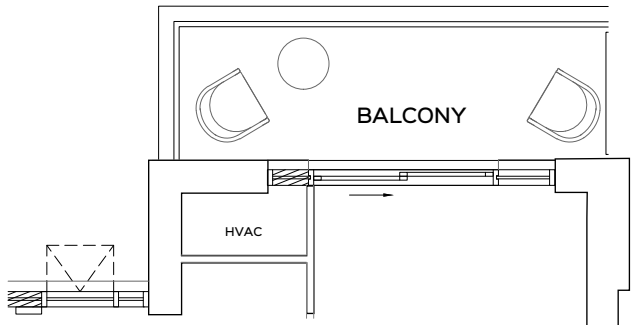
420 SQ.FT. • 70 SQ.FT. BALCONY @ LEVEL 12
 423 SQ.FT. • 70 SQ.FT. BALCONY @ LEVELS 7-11
 423 SQ.FT. • 297 SQ.FT. TERRACE @ LEVEL 6



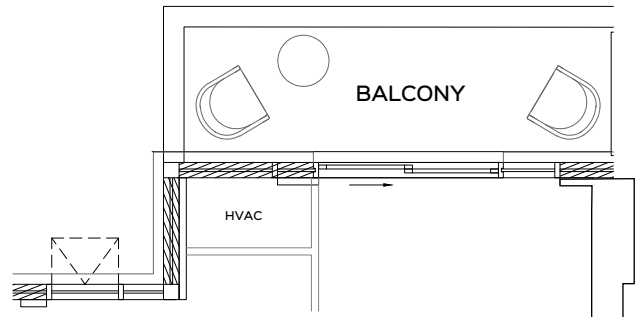
**UNIT 26
LEVEL 6**



**UNIT 26, LEVEL 7
UNIT 27, LEVEL 9**

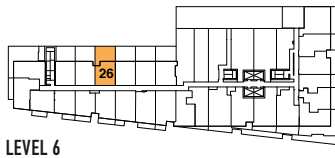


**UNIT 27
LEVELS 8 & 10**

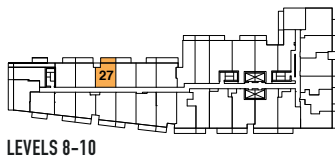


**UNIT 24
LEVELS 11 & 12**

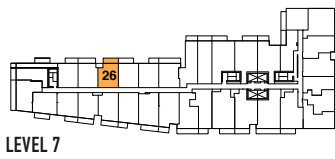
B-1M



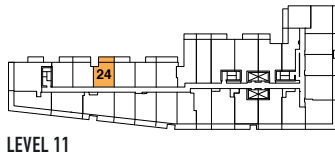
LEVEL 6



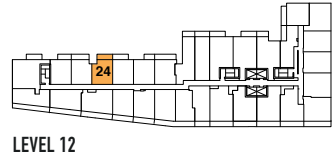
LEVELS 8-10



LEVEL 7



LEVEL 11



LEVEL 12

THE
REBECCA
 CONDOS

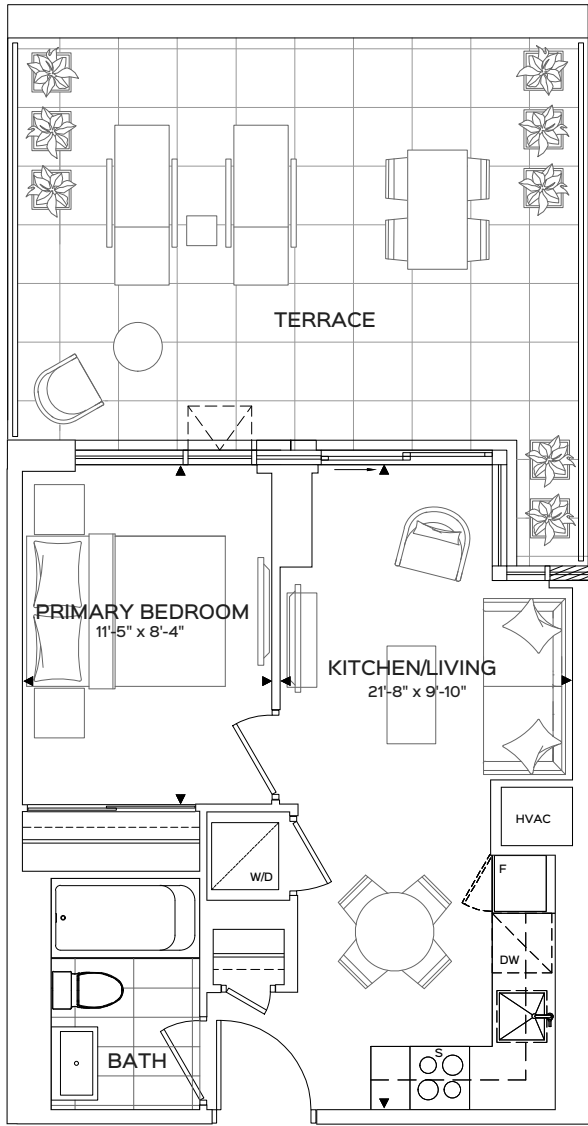
Floorplans are subject to change without notice. Actual dimensions and square footage may vary from that stated herein. Floorplans are not to scale and may be mirror image of what is shown. Window and door locations, size and type may vary without notice. Bulkheads required for construction purposes have not been indicated. Tile patterns may vary. Any furniture and/or islands not included. Balcony, terrace and/or patio square footage is approximate, not included in the suite area and may vary depending on floor level, location and other factors, and is subject to change without notice. E. & O.E.



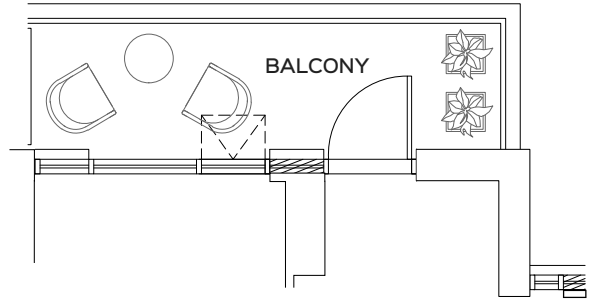
ONE BEDROOM

ALBANY

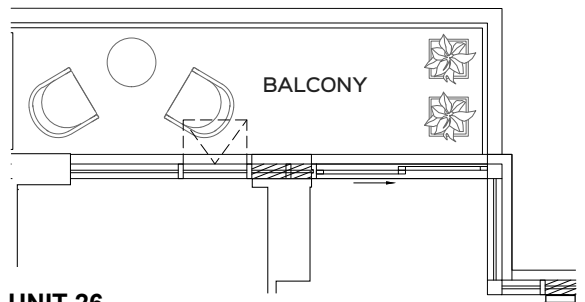
425 SQ.FT. • 81 SQ.FT. BALCONY @ LEVELS 7 - 12
 425 SQ.FT. • 284 SQ.FT. TERRACE @ LEVEL 6



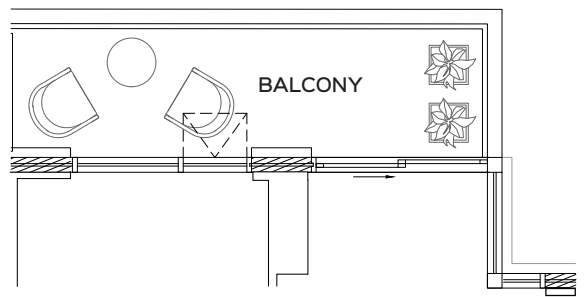
**UNIT 25
LEVEL 6**



**UNIT 25, LEVEL 7
UNIT 26, LEVEL 9**

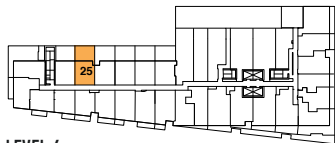


**UNIT 26
LEVELS 8 & 10**

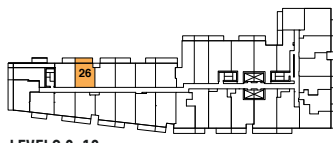


**UNIT 23
LEVELS 11 & 12**

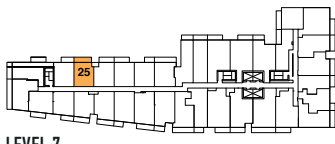
B-1L



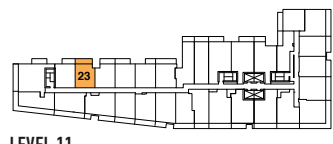
LEVEL 6



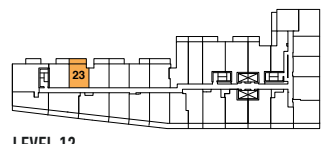
LEVELS 8-10



LEVEL 7



LEVEL 11



LEVEL 12

THE
REBECCA
 CONDOS

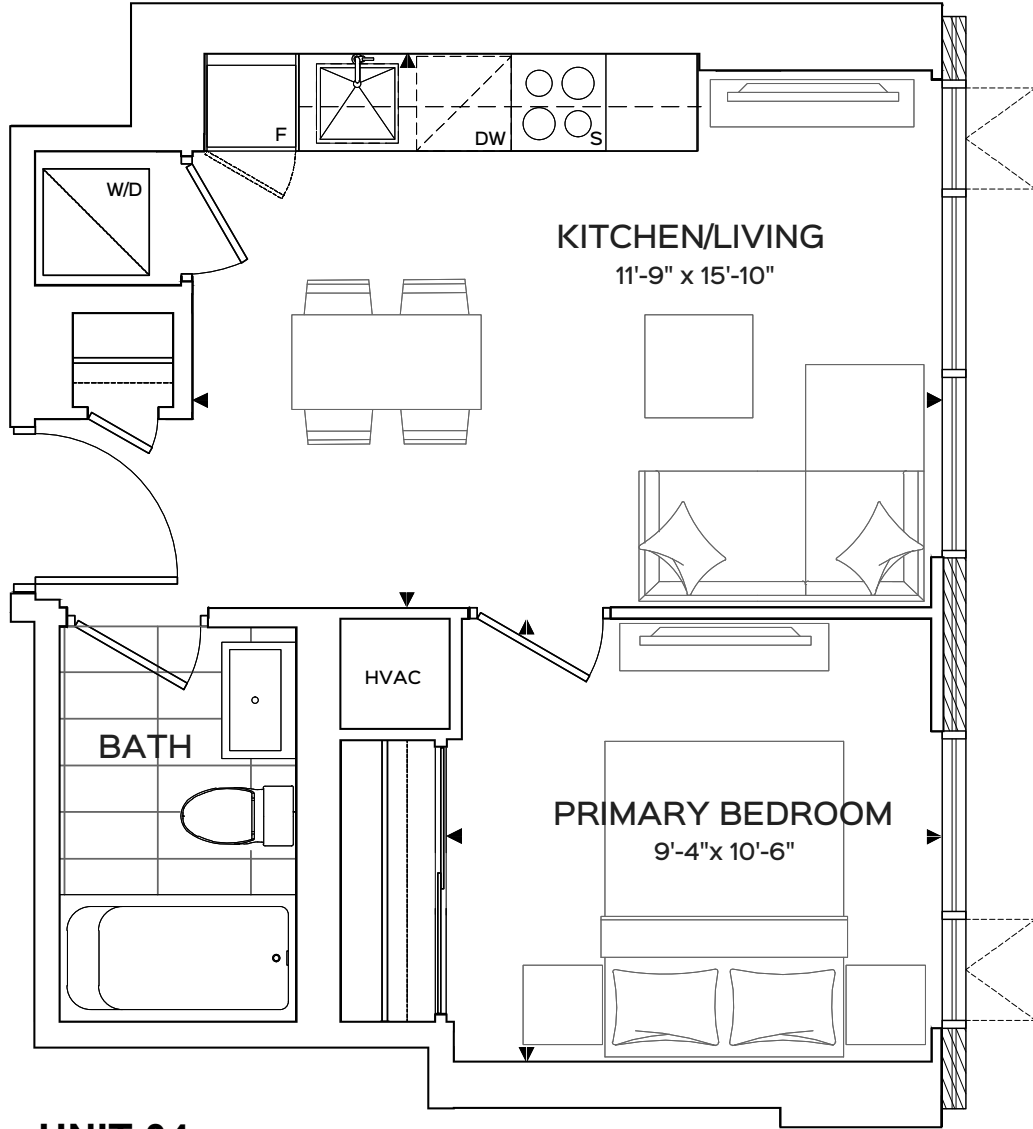
Floorplans are subject to change without notice. Actual dimensions and square footage may vary from that stated herein. Floorplans are not to scale and may be mirror image of what is shown. Window and door locations, size and type may vary without notice. Bulkheads required for construction purposes have not been indicated. Tile patterns may vary. Any furniture and/or islands not included. Balcony, terrace and/or patio square footage is approximate, not included in the suite area and may vary depending on floor level, location and other factors, and is subject to change without notice. E. & O.E.



ONE BEDROOM

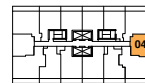
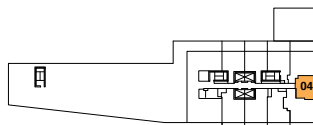
AUBREY

436 SQ.FT.



UNIT 04
LEVELS 13 - 30

A-1B



THE
REBECCA
CONDOS

Floorplans are subject to change without notice. Actual dimensions and square footage may vary from that stated herein. Floorplans are not to scale and may be mirror image of what is shown. Window and door locations, size and type may vary without notice. Bulkheads required for construction purposes have not been indicated. Tile patterns may vary. Any furniture and/or islands not included. Balcony, terrace and/or patio square footage is approximate, not included in the suite area and may vary depending on floor level, location and other factors, and is subject to change without notice. E. & O.E.



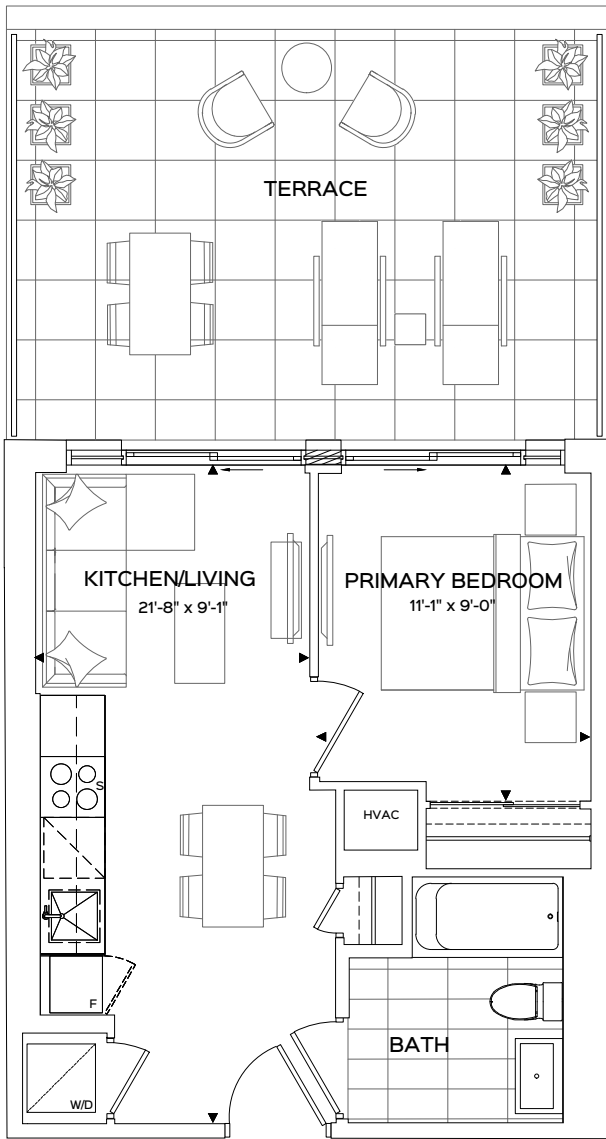
ONE BEDROOM

BALMORAL

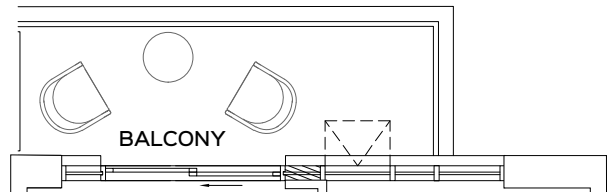
BARRIER FREE

441 SQ.FT. • 78 SQ.FT. BALCONY @ LEVELS 7 - 12

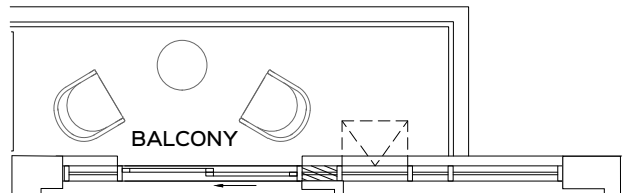
441 SQ.FT. • 279 SQ.FT. TERRACE @ LEVEL 6



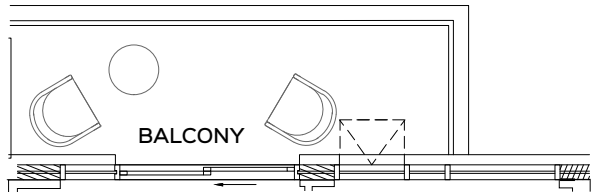
**UNIT 27
LEVEL 6**



**UNIT 27, LEVEL 7
UNIT 28, LEVEL 9**

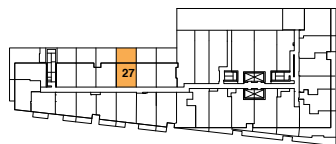


**UNIT 28
LEVELS 8 & 10**

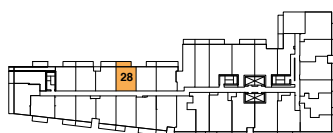


**UNIT 25
LEVELS 11 & 12**

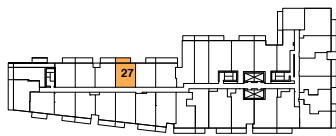
B-1N



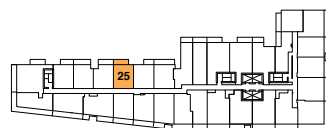
LEVEL 6



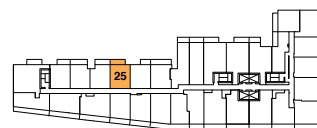
LEVELS 8-10



LEVEL 7



LEVEL 11



LEVEL 12

THE
REBECCA
 CONDOS

Floorplans are subject to change without notice. Actual dimensions and square footage may vary from that stated herein. Floorplans are not to scale and may be mirror image of what is shown. Window and door locations, size and type may vary without notice. Bulkheads required for construction purposes have not been indicated. Tile patterns may vary. Any furniture and/or islands not included. Balcony, terrace and/or patio square footage is approximate, not included in the suite area and may vary depending on floor level, location and other factors, and is subject to change without notice. E. & O.E.



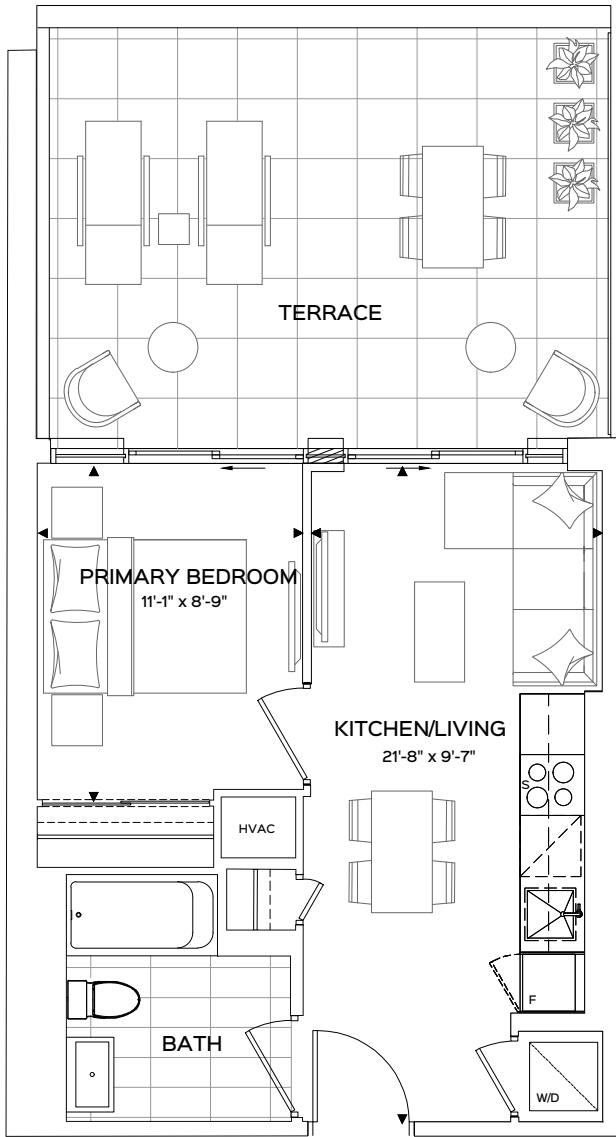
ONE BEDROOM

BALMORAL ALT1

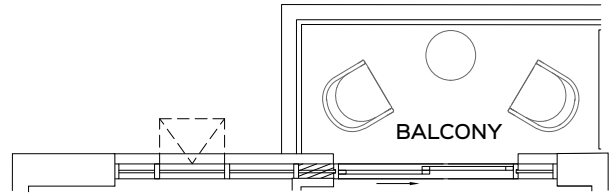
BARRIER FREE

461 SQ.FT. • 50 SQ.FT. BALCONY @ LEVELS 7 - 12

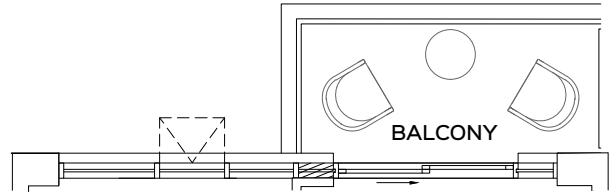
461 SQ.FT. • 274 SQ.FT. TERRACE @ LEVEL 6



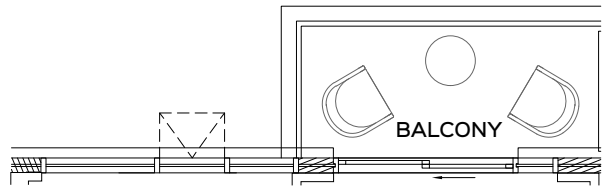
UNIT 24
LEVEL 6



UNIT 24, LEVEL 7
UNIT 25, LEVEL 9

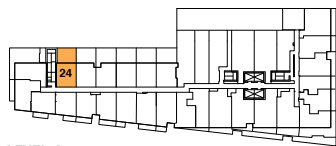


UNIT 25
LEVELS 8 & 10

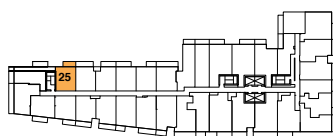


UNIT 22
LEVELS 11 & 12

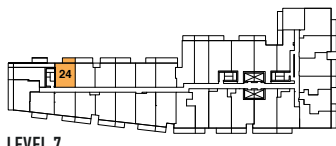
B-1K



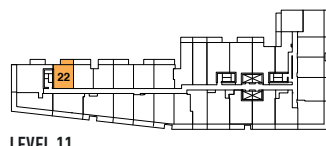
LEVEL 6



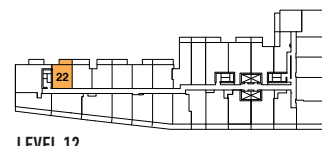
LEVELS 8-10



LEVEL 7



LEVEL 11



LEVEL 12

THE
REBECCA
 CONDOS

Floorplans are subject to change without notice. Actual dimensions and square footage may vary from that stated herein. Floorplans are not to scale and may be mirror image of what is shown. Window and door locations, size and type may vary without notice. Bulkheads required for construction purposes have not been indicated. Tile patterns may vary. Any furniture and/or islands not included. Balcony, terrace and/or patio square footage is approximate, not included in the suite area and may vary depending on floor level, location and other factors, and is subject to change without notice. E. & O.E.



ONE BEDROOM

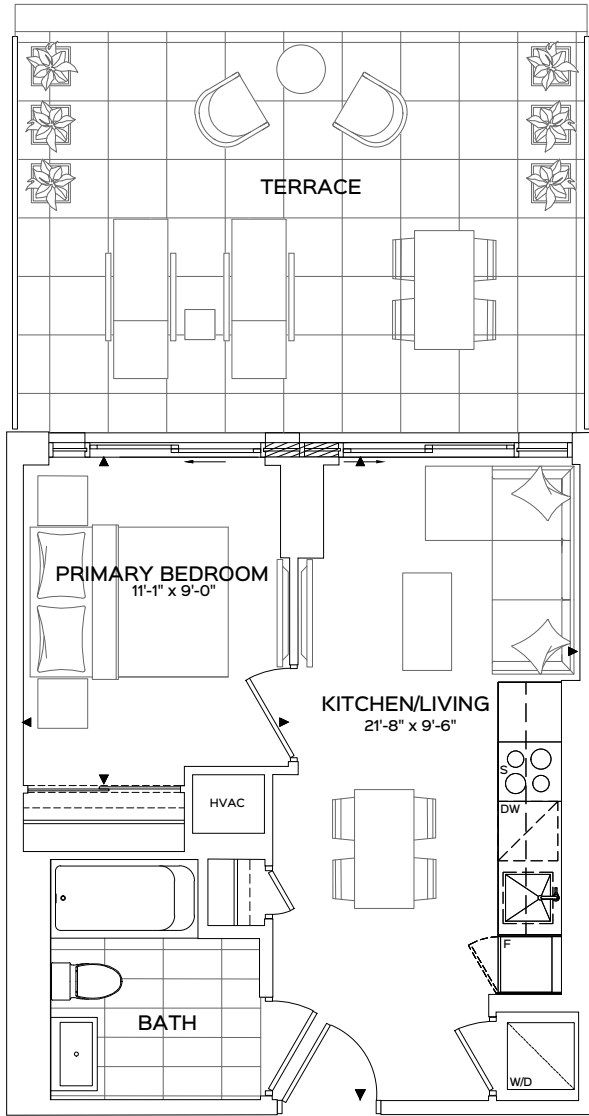
BALMORAL ALT2

BARRIER FREE

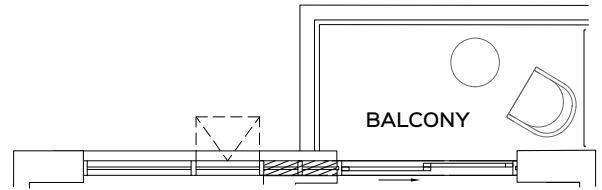
440 SQ.FT. • 47 SQ.FT. BALCONY @ LEVEL 12

443 SQ.FT. • 47 SQ.FT. BALCONY @ LEVELS 7 - 11

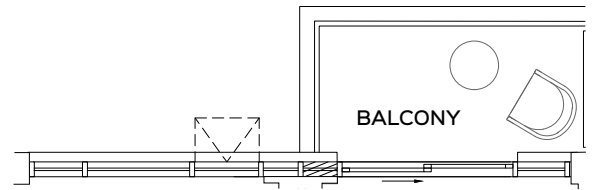
440 SQ.FT. • 279 SQ.FT. TERRACE @ LEVEL 6



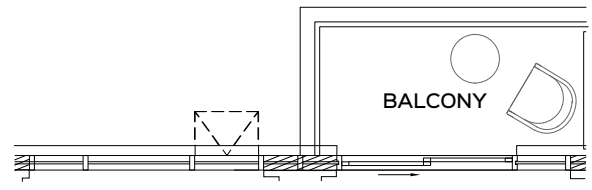
UNIT 28
LEVEL 6



UNIT 28, LEVEL 7
UNIT 29, LEVEL 9

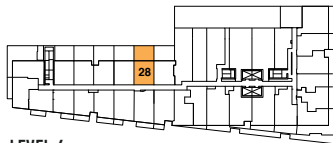


UNIT 29
LEVELS 8 & 10



UNIT 26
LEVELS 11 & 12

B-10



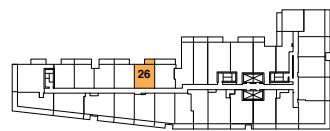
LEVEL 6



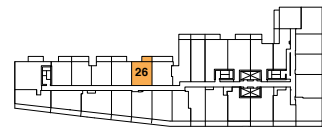
LEVELS 8-10



LEVEL 7



LEVEL 11



LEVEL 12

THE
REBECCA
CONDOS

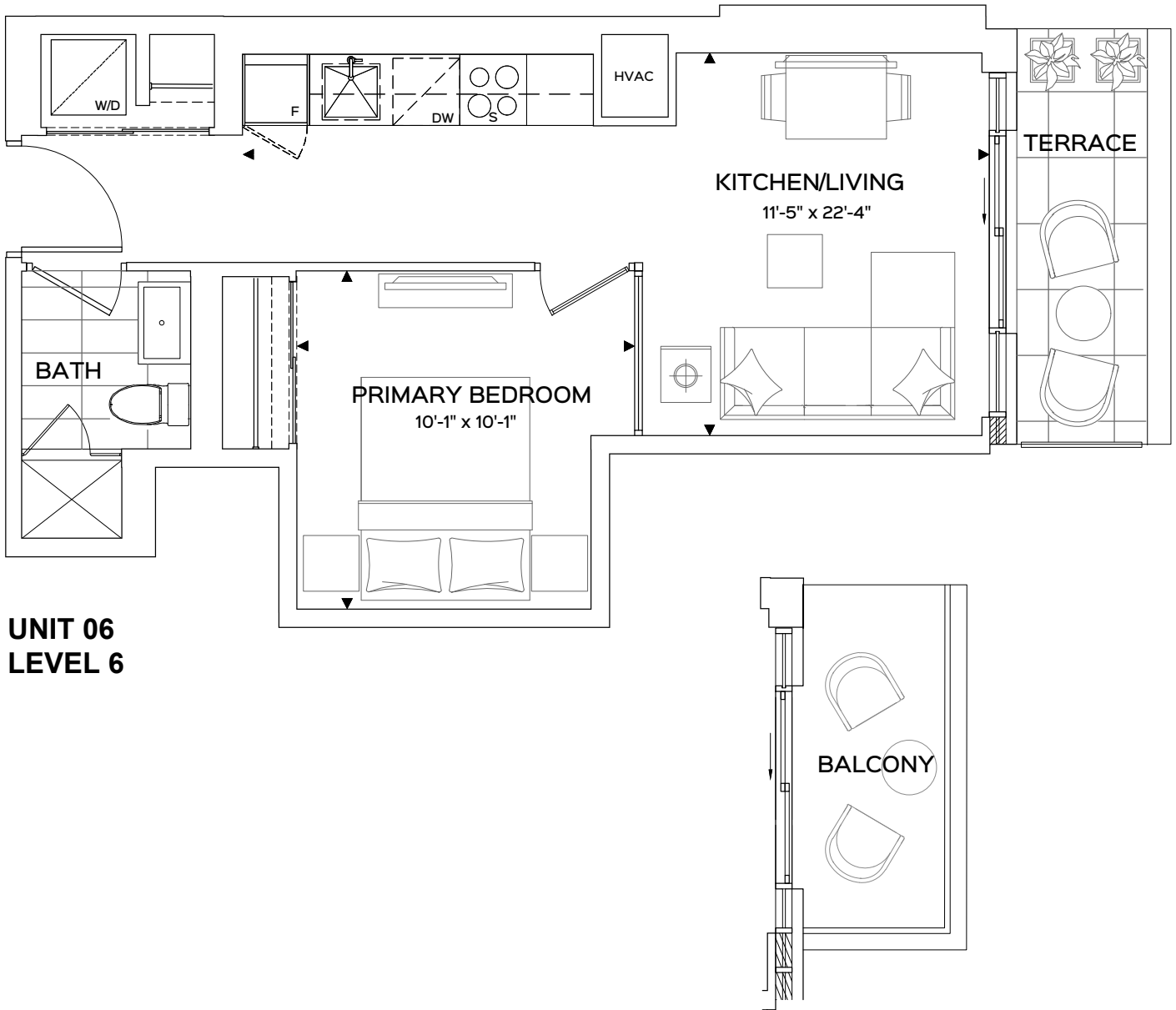
Floorplans are subject to change without notice. Actual dimensions and square footage may vary from that stated herein. Floorplans are not to scale and may be mirror image of what is shown. Window and door locations, size and type may vary without notice. Bulkheads required for construction purposes have not been indicated. Tile patterns may vary. Any furniture and/or islands not included. Balcony, terrace and/or patio square footage is approximate, not included in the suite area and may vary depending on floor level, location and other factors, and is subject to change without notice. E. & O.E.



ONE BEDROOM

BARTON

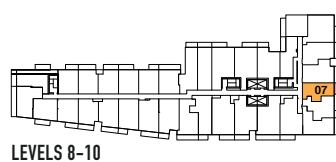
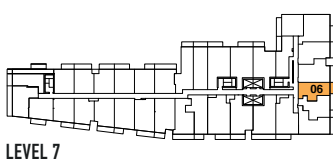
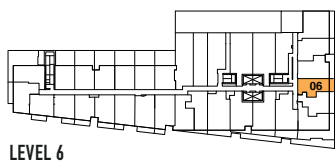
443 SQ.FT. • 54 SQ.FT. BALCONY @ LEVELS 7 - 10
443 SQ.FT. • 61 SQ.FT. TERRACE @ LEVEL 6



**UNIT 06
LEVEL 6**

**UNIT 06, LEVEL 7
UNIT 07, LEVELS 8 - 10**

B-1B



THE
REBECCA
 CONDOS

Floorplans are subject to change without notice. Actual dimensions and square footage may vary from that stated herein. Floorplans are not to scale and may be mirror image of what is shown. Window and door locations, size and type may vary without notice. Bulkheads required for construction purposes have not been indicated. Tile patterns may vary. Any furniture and/or islands not included. Balcony, terrace and/or patio square footage is approximate, not included in the suite area and may vary depending on floor level, location and other factors, and is subject to change without notice. E. & O.E.

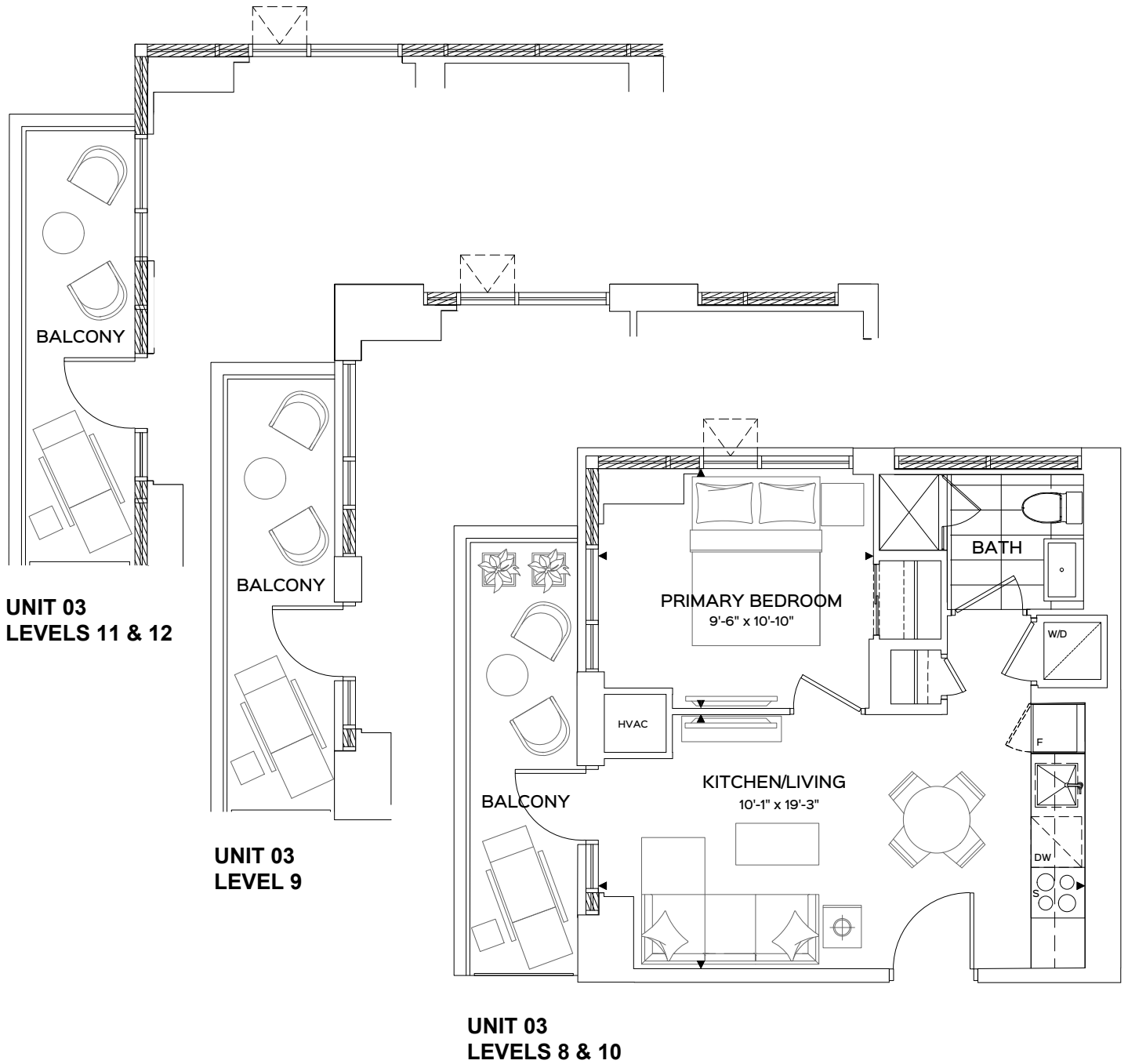


ONE BEDROOM

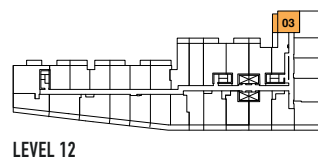
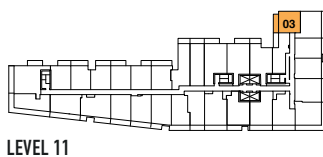
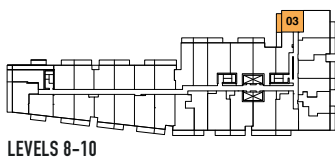
BAYFIELD

442 SQ.FT. • 87 SQ.FT. BALCONY @ LEVELS 8 - 10

433 SQ.FT. • 87 SQ.FT. BALCONY @ LEVELS 11 - 12



B-1T



THE
REBECCA
 CONDOS

Floorplans are subject to change without notice. Actual dimensions and square footage may vary from that stated herein. Floorplans are not to scale and may be mirror image of what is shown. Window and door locations, size and type may vary without notice. Bulkheads required for construction purposes have not been indicated. Tile patterns may vary. Any furniture and/or islands not included. Balcony, terrace and/or patio square footage is approximate, not included in the suite area and may vary depending on floor level, location and other factors, and is subject to change without notice. E. & O.E.

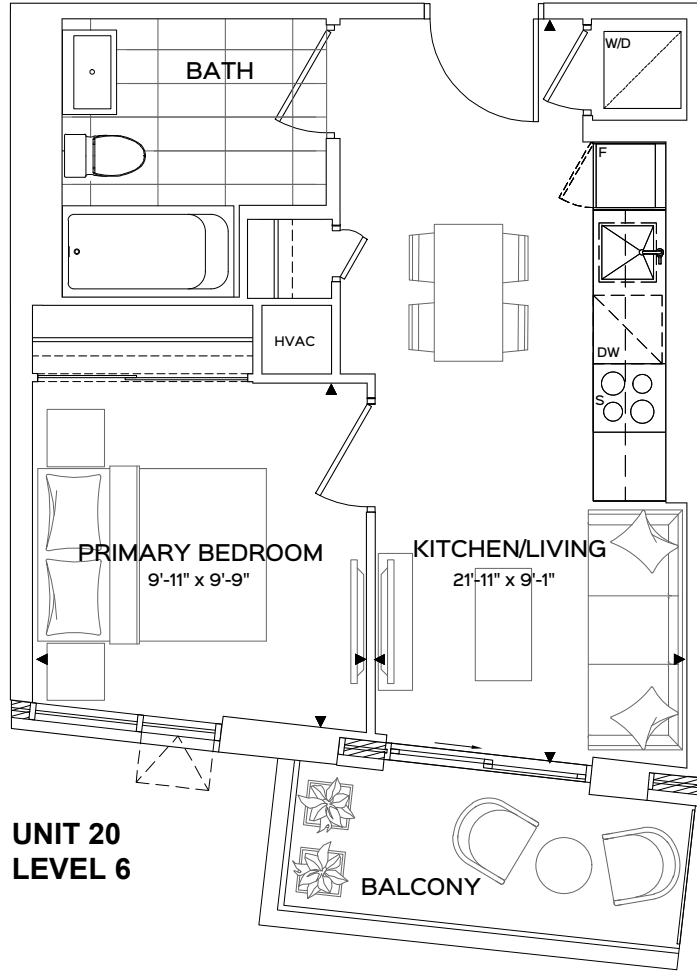


ONE BEDROOM

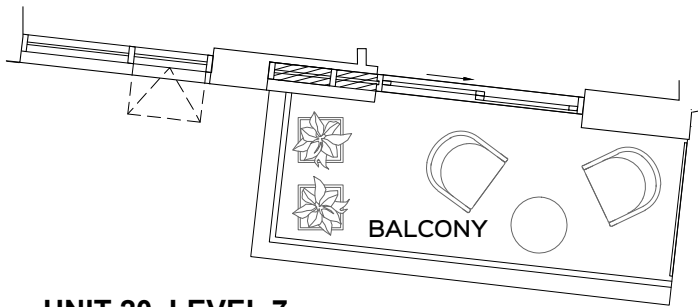
BISHOP

BARRIER FREE

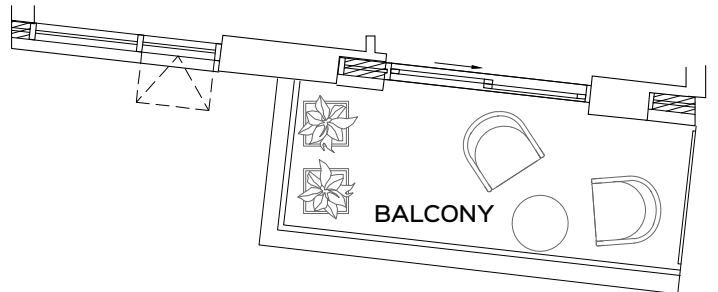
446 SQ.FT. • 60 SQ.FT. BALCONY



UNIT 20
LEVEL 6

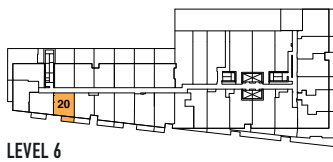


UNIT 20, LEVEL 7
UNIT 21, LEVEL 9

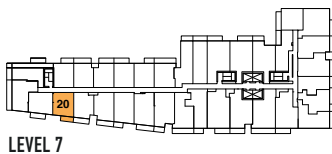


UNIT 21
LEVELS 8 & 10

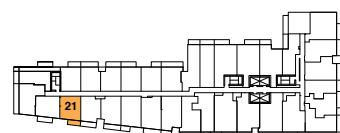
B-1F



LEVEL 6



LEVEL 7



LEVELS 8-10

THE
REBECCA
 CONDOS

Floorplans are subject to change without notice. Actual dimensions and square footage may vary from that stated herein. Floorplans are not to scale and may be mirror image of what is shown. Window and door locations, size and type may vary without notice. Bulkheads required for construction purposes have not been indicated. Tile patterns may vary. Any furniture and/or islands not included. Balcony, terrace and/or patio square footage is approximate, not included in the suite area and may vary depending on floor level, location and other factors, and is subject to change without notice. E. & O.E.

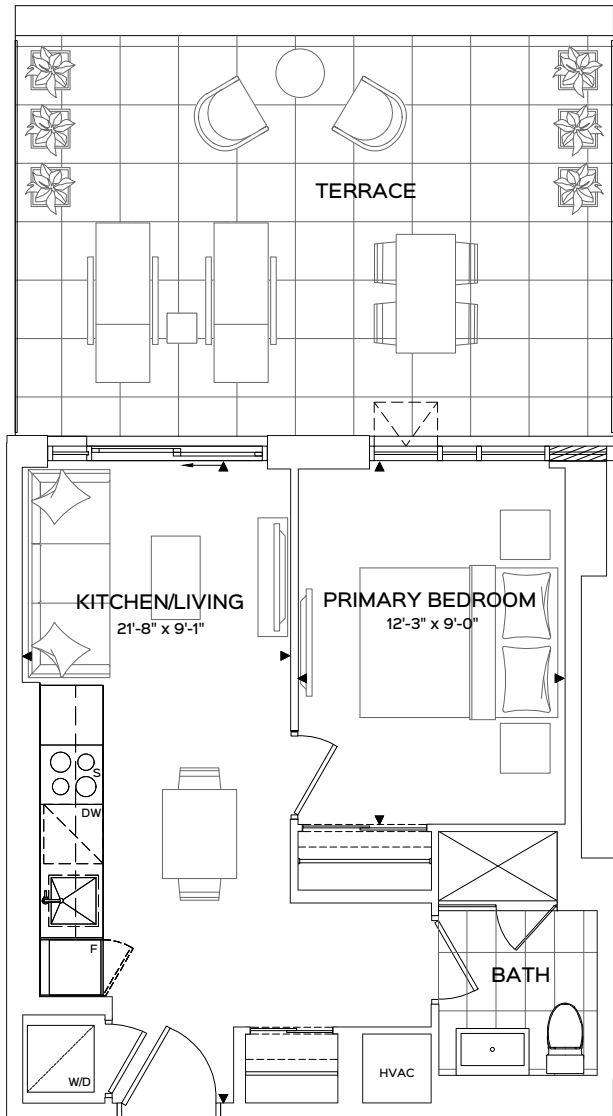


ONE BEDROOM

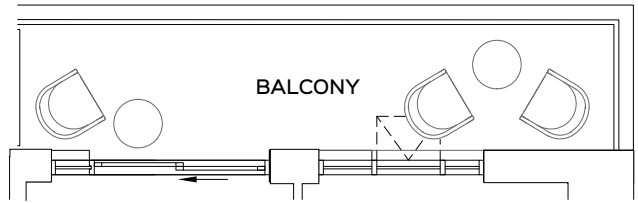
BURWELL

447 SQ.FT. • 102 SQ.FT. BALCONY @ LEVELS 7 - 12

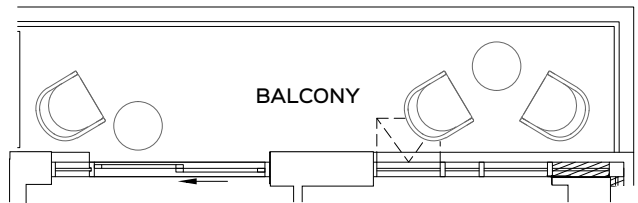
447 SQ.FT. • 292 SQ.FT. TERRACE @ LEVEL 6



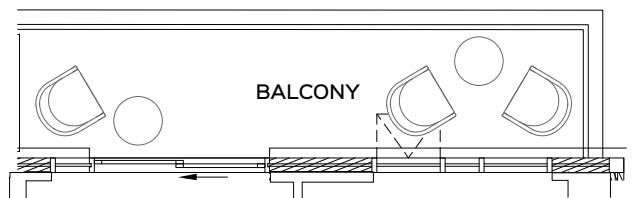
**UNIT 29
LEVEL 6**



**UNIT 29, LEVEL 7
UNIT 30, LEVEL 9**

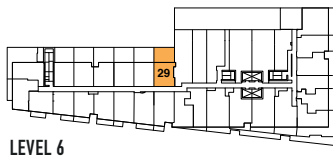


**UNIT 30
LEVELS 8 & 10**

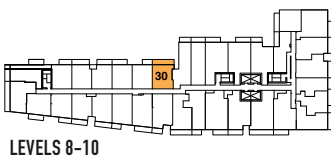


**UNIT 27
LEVELS 11 & 12**

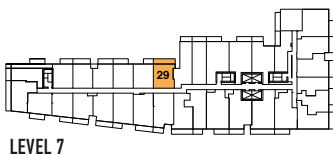
B-1P



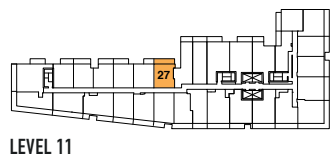
LEVEL 6



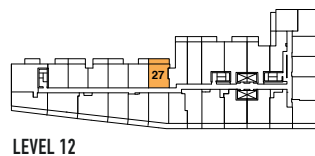
LEVELS 8-10



LEVEL 7



LEVEL 11



LEVEL 12

THE
REBECCA
CONDOS

Floorplans are subject to change without notice. Actual dimensions and square footage may vary from that stated herein. Floorplans are not to scale and may be mirror image of what is shown. Window and door locations, size and type may vary without notice. Bulkheads required for construction purposes have not been indicated. Tile patterns may vary. Any furniture and/or islands not included. Balcony, terrace and/or patio square footage is approximate, not included in the suite area and may vary depending on floor level, location and other factors, and is subject to change without notice. E. & O.E.



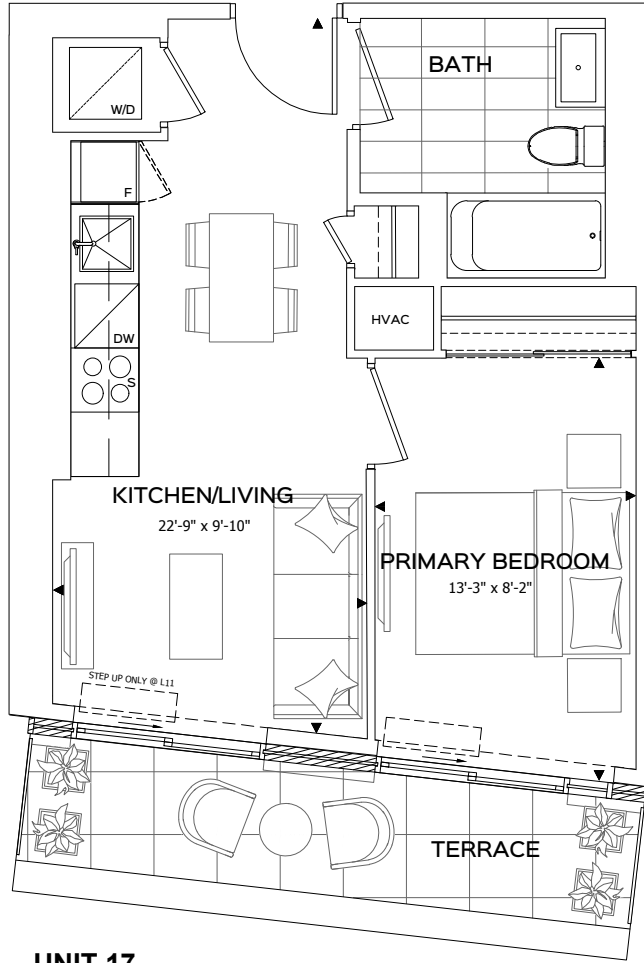
ONE BEDROOM

CANNON

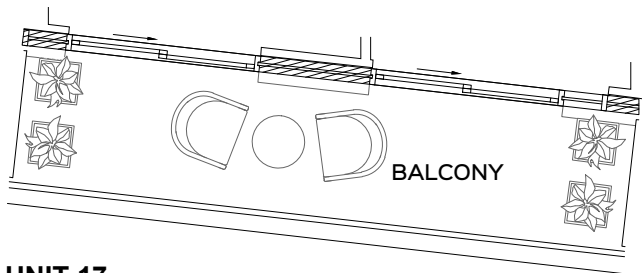
BARRIER FREE

461 SQ.FT. • 95 SQ.FT. TERRACE @ LEVEL 11

461 SQ.FT. • 96 SQ.FT. BALCONY @ LEVEL 12

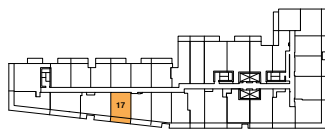


**UNIT 17
LEVEL 11**

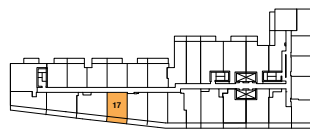


**UNIT 17
LEVEL 12**

B-1Y



LEVEL 11



LEVEL 12

THE
REBECCA
 CONDOS

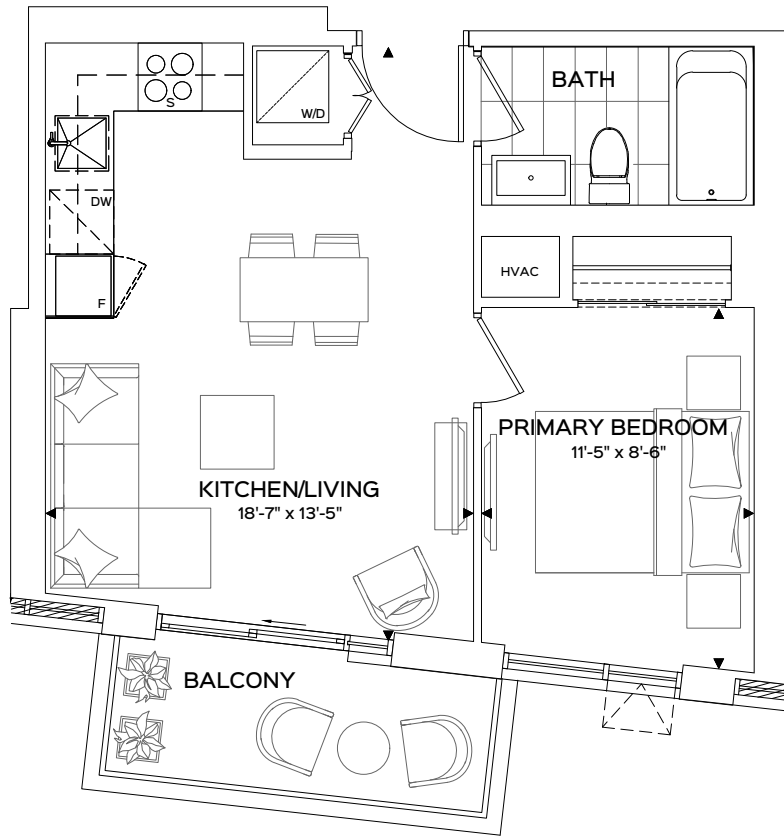
Floorplans are subject to change without notice. Actual dimensions and square footage may vary from that stated herein. Floorplans are not to scale and may be mirror image of what is shown. Window and door locations, size and type may vary without notice. Bulkheads required for construction purposes have not been indicated. Tile patterns may vary. Any furniture and/or islands not included. Balcony, terrace and/or patio square footage is approximate, not included in the suite area and may vary depending on floor level, location and other factors, and is subject to change without notice. E. & O.E.



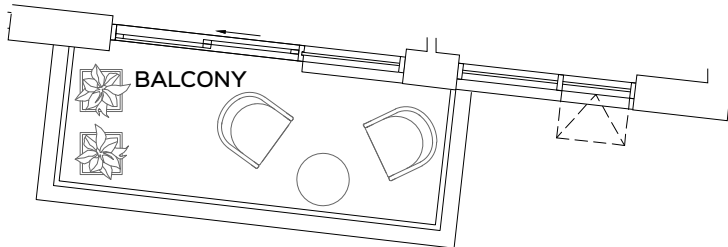
ONE BEDROOM

CARDINAL

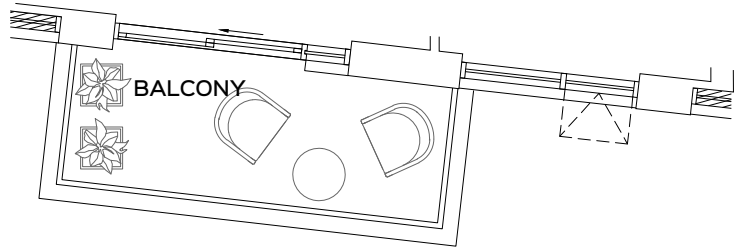
465 SQ.FT. • 63 SQ.FT. BALCONY



**UNIT 21
LEVEL 6**

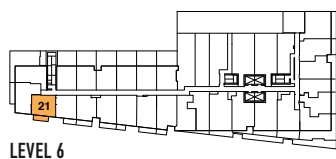


**UNIT 21, LEVEL 7
UNIT 22, LEVEL 9**

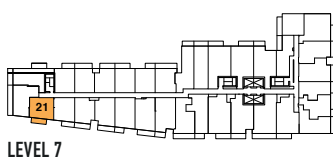


**UNIT 22
LEVELS 8 & 10**

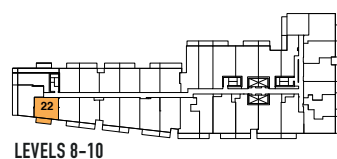
B-16



LEVEL 6



LEVEL 7



LEVELS 8-10

THE
REBECCA
CONDOS

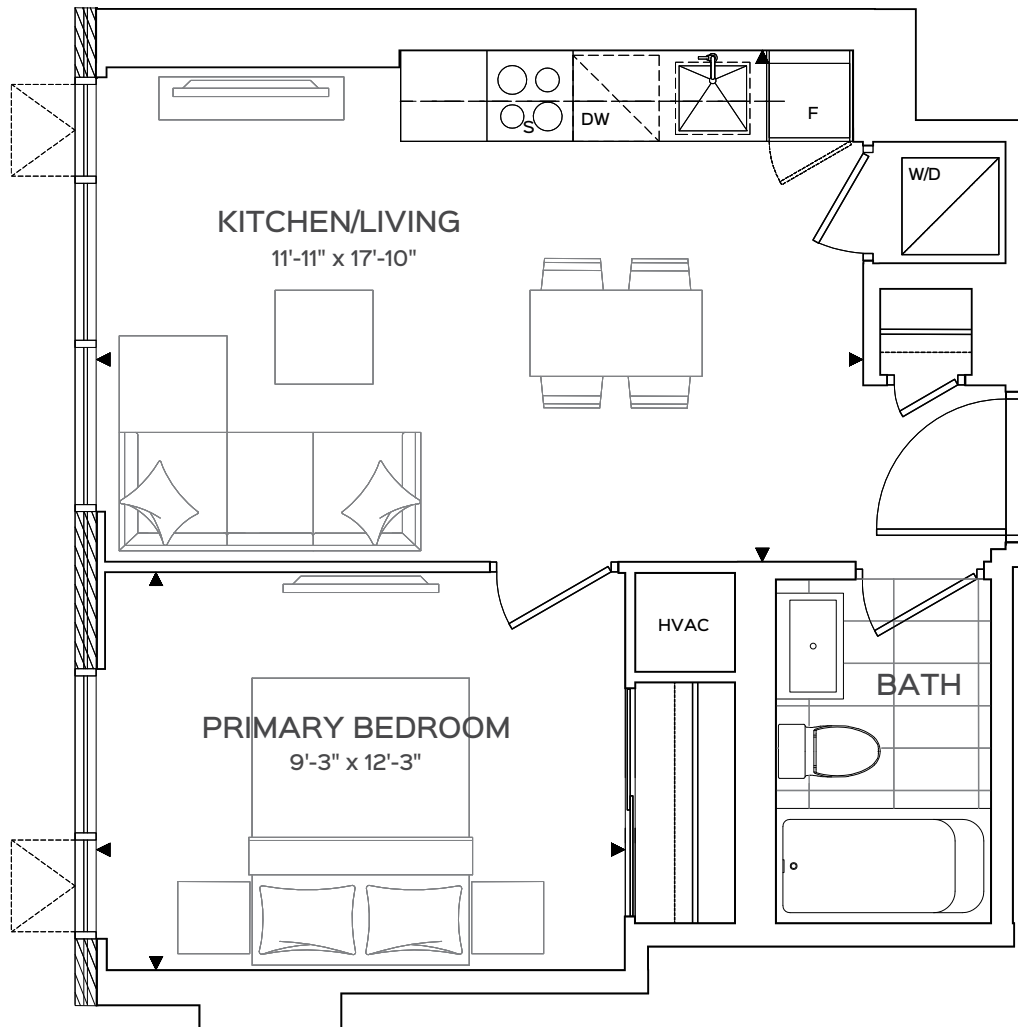
Floorplans are subject to change without notice. Actual dimensions and square footage may vary from that stated hereon. Floorplans are not to scale and may be mirror image of what is shown. Window and door locations, size and type may vary without notice. Bulkheads required for construction purposes have not been indicated. Tile patterns may vary. Any furniture and/or islands not included. Balcony, terrace and/or patio square footage is approximate, not included in the suite area and may vary depending on floor level, location and other factors, and is subject to change without notice. E. & O.E.



ONE BEDROOM

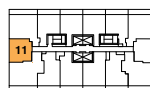
CAROLINE

476 SQ.FT.



UNIT 11
LEVELS 14 - 30

A-1D



LEVELS 14 - 30

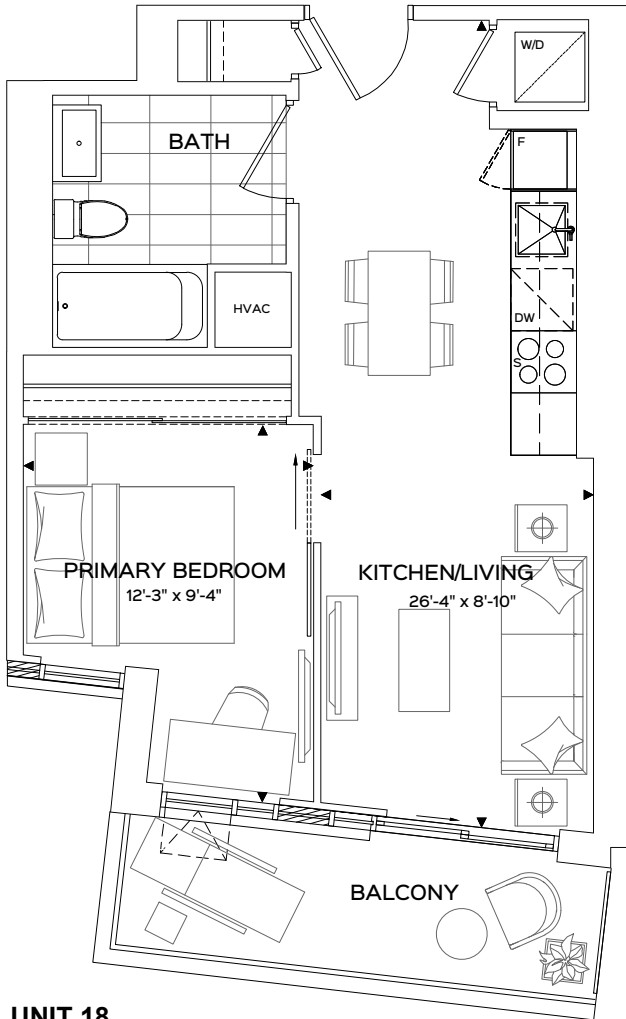
THE
REBECCA
CONDOS

Floorplans are subject to change without notice. Actual dimensions and square footage may vary from that stated herein. Floorplans are not to scale and may be mirror image of what is shown. Window and door locations, size and type may vary without notice. Bulkheads required for construction purposes have not been indicated. Tile patterns may vary. Any furniture and/or islands not included. Balcony, terrace and/or patio square footage is approximate, not included in the suite area and may vary depending on floor level, location and other factors, and is subject to change without notice. E. & O.E.

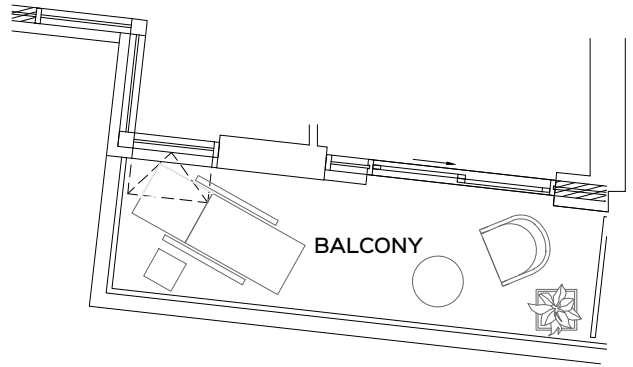


ONE BEDROOM
CHARLTON

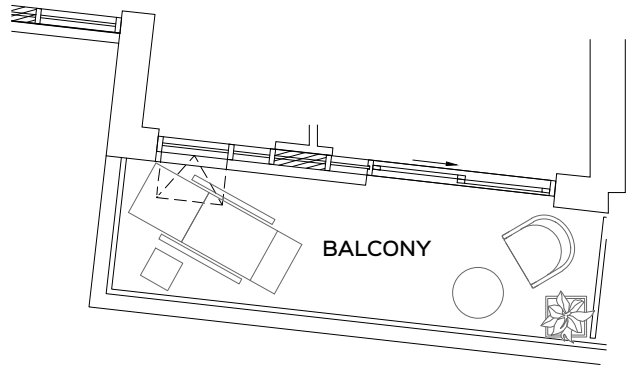
BARRIER FREE
 490 SQ.FT. • 79 SQ.FT. BALCONY



**UNIT 18
 LEVEL 6**

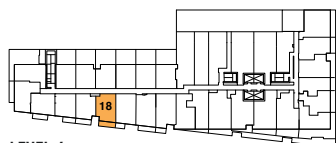


**UNIT 18, LEVEL 7
 UNIT 19, LEVEL 9**

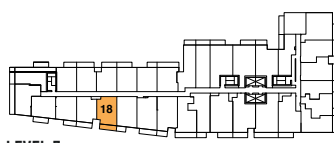


**UNIT 19
 LEVELS 8 & 10**

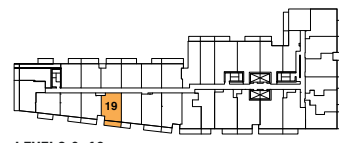
B-1D



LEVEL 6



LEVEL 7



LEVELS 8-10

THE
REBECCA
 CONDOS

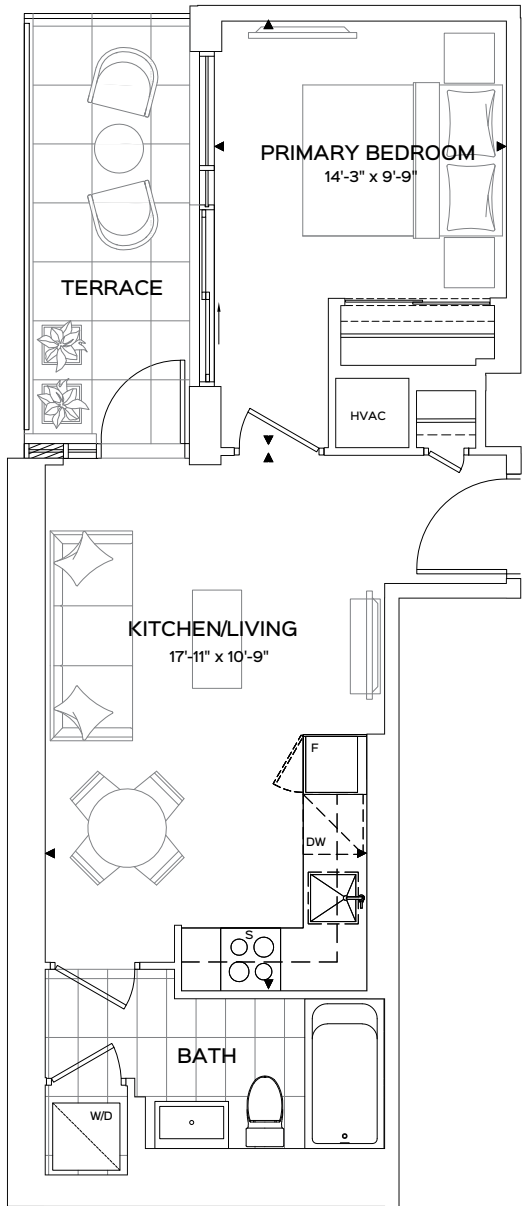
Floorplans are subject to change without notice. Actual dimensions and square footage may vary from that stated herein. Floorplans are not to scale and may be mirror image of what is shown. Window and door locations, size and type may vary without notice. Bulkheads required for construction purposes have not been indicated. Tile patterns may vary. Any furniture and/or islands not included. Balcony, terrace and/or patio square footage is approximate, not included in the suite area and may vary depending on floor level, location and other factors, and is subject to change without notice. E. & O.E.



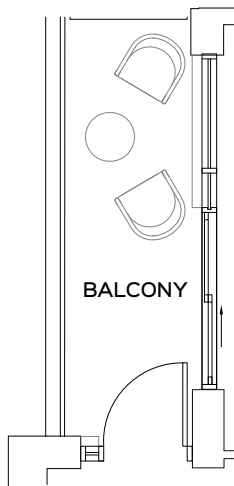
ONE BEDROOM

COPPERWOOD

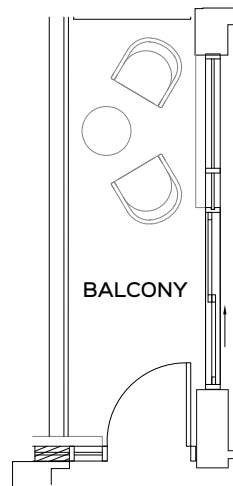
494 SQ.FT. • 77 SQ.FT. TERRACE @ LEVEL 6
494 SQ.FT. • 68 SQ.FT. BALCONY @ LEVELS 7 - 10
494 SQ.FT. • 71 SQ.FT. BALCONY @ LEVELS 11 - 12



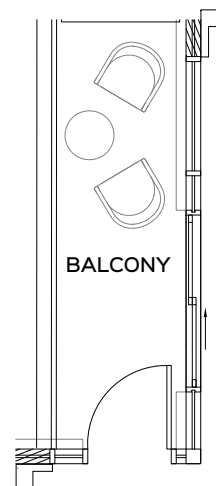
UNIT 02
LEVEL 6



UNIT 02
LEVELS 7 & 9

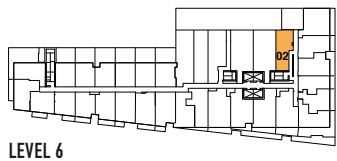


UNIT 02
LEVELS 8 & 10

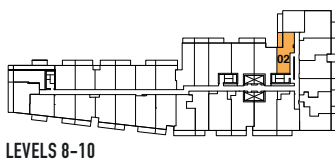


UNIT 02
LEVELS 11 & 12

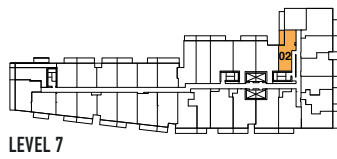
B-1A



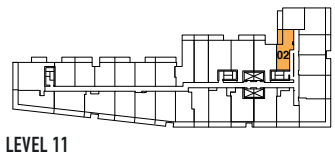
LEVEL 6



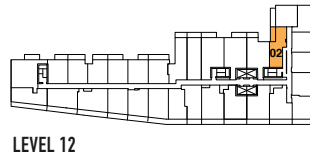
LEVELS 8-10



LEVEL 7



LEVEL 11



LEVEL 12

THE
REBECCA
CONDOS

Floorplans are subject to change without notice. Actual dimensions and square footage may vary from that stated herein. Floorplans are not to scale and may be mirror image of what is shown. Window and door locations, size and type may vary without notice. Bulkheads required for construction purposes have not been indicated. Tile patterns may vary. Any furniture and/or islands not included. Balcony, terrace and/or patio square footage is approximate, not included in the suite area and may vary depending on floor level, location and other factors, and is subject to change without notice. E. & O.E.

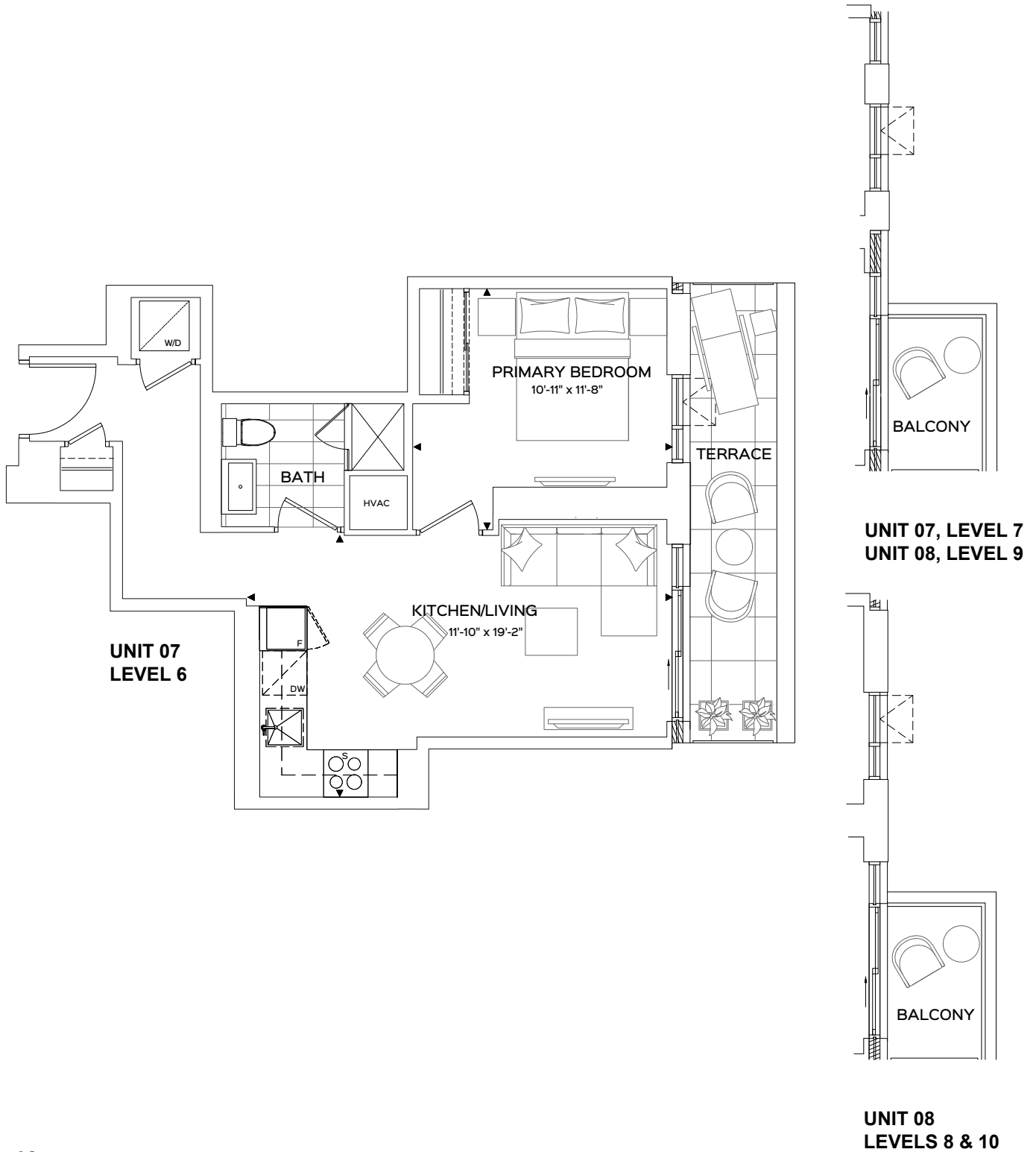


ONE BEDROOM

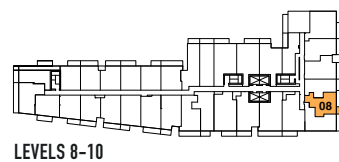
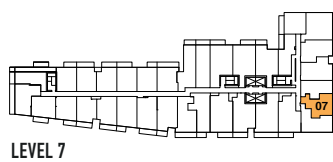
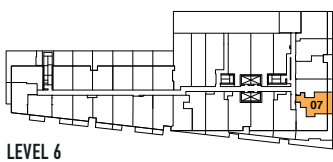
DEVONSHIRE

505 SQ.FT. • 37 SQ.FT. BALCONY @ LEVELS 7 - 10

505 SQ.FT. • 101 SQ.FT. TERRACE @ LEVEL 6



B-1C



THE
REBECCA
 CONDOS

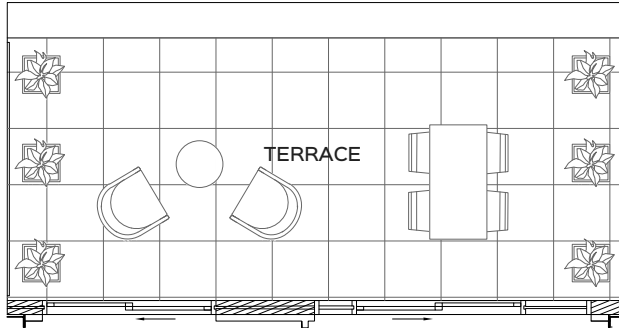
Floorplans are subject to change without notice. Actual dimensions and square footage may vary from that stated herein. Floorplans are not to scale and may be mirror image of what is shown. Window and door locations, size and type may vary without notice. Bulkheads required for construction purposes have not been indicated. Tile patterns may vary. Any furniture and/or islands not included. Balcony, terrace and/or patio square footage is approximate, not included in the suite area and may vary depending on floor level, location and other factors, and is subject to change without notice. E. & O.E.



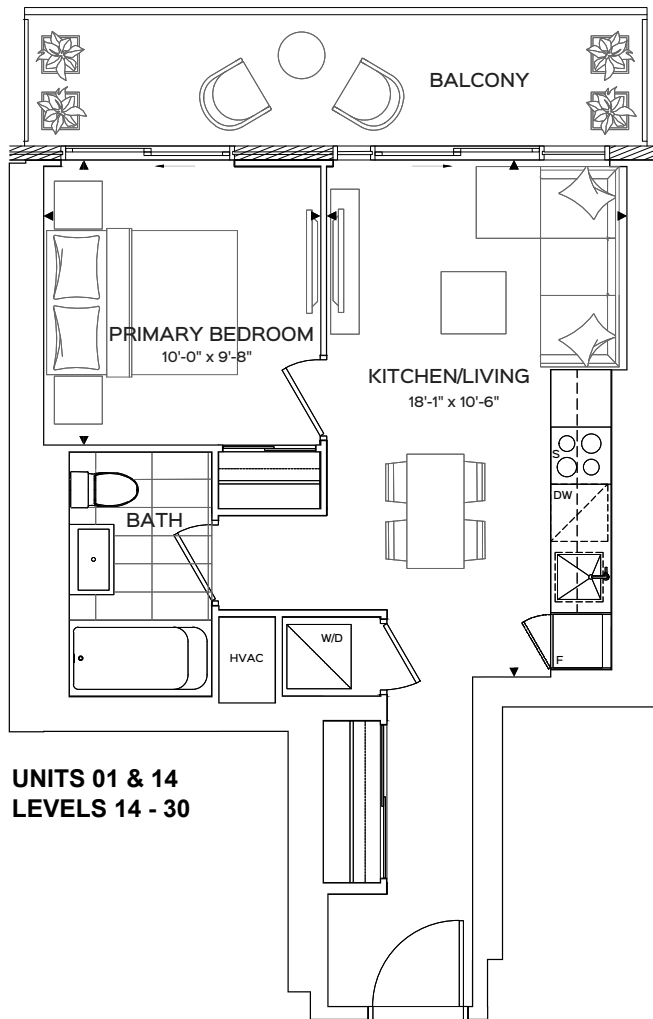
ONE BEDROOM

DRIFTWOOD

517 SQ.FT. • 107 SQ.FT. BALCONY @ LEVELS 14 - 30
517 SQ.FT. • 213 SQ.FT. TERRACE @ LEVEL 13 (UNIT 1301)
532 SQ.FT. • 213 SQ.FT. TERRACE @ LEVEL 13 (UNIT 1309)

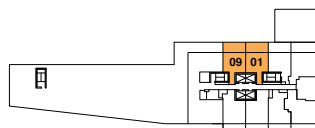


UNITS 01 & 09
LEVEL 13

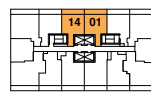


UNITS 01 & 14
LEVELS 14 - 30

A-1A



LEVEL 13



LEVELS 14 - 30

THE
REBECCA
CONDOS

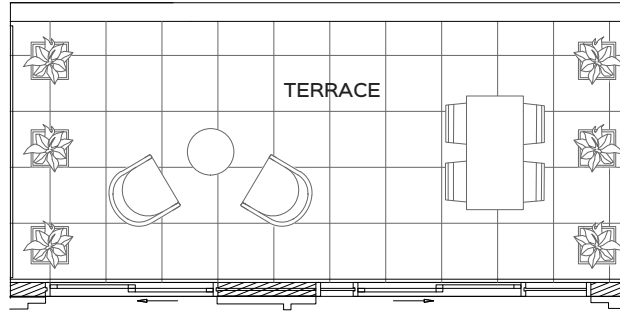
Floorplans are subject to change without notice. Actual dimensions and square footage may vary from that stated herein. Floorplans are not to scale and may be mirror image of what is shown. Window and door locations, size and type may vary without notice. Bulkheads required for construction purposes have not been indicated. Tile patterns may vary. Any furniture and/or islands not included. Balcony, terrace and/or patio square footage is approximate, not included in the suite area and may vary depending on floor level, location and other factors, and is subject to change without notice. E. & O.E.



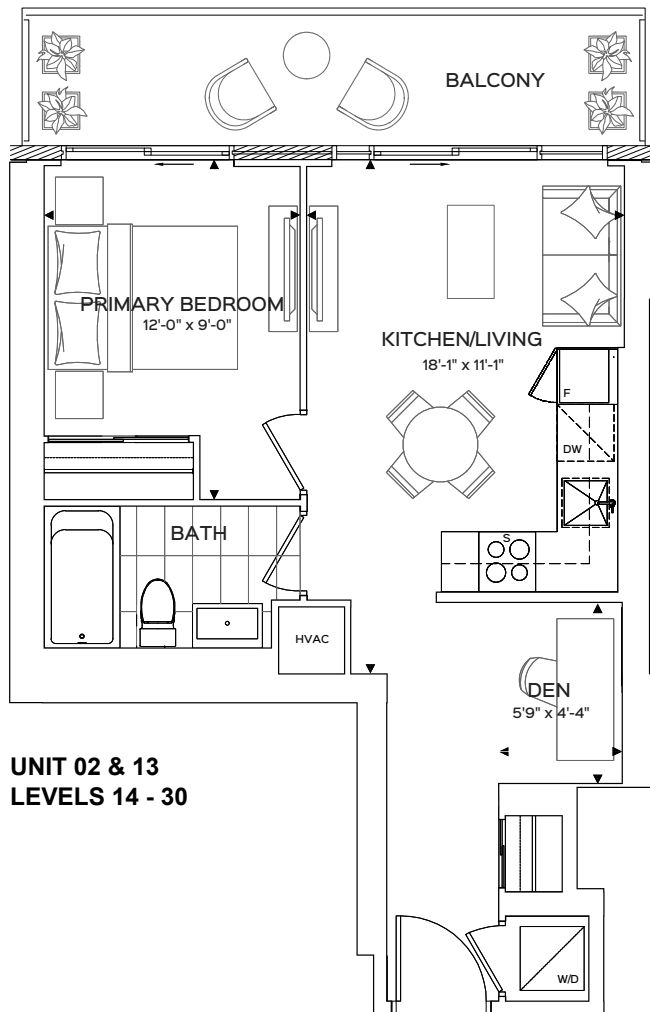
ONE BEDROOM + DEN

ELIZABETH

521 SQ.FT. • 107 SQ.FT. BALCONY @ LEVELS 14 - 30
521 SQ.FT. • 213 SQ.FT. TERRACE @ LEVEL 13

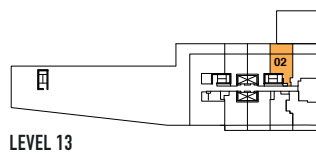


UNIT 02
LEVEL 13

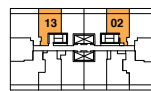


UNIT 02 & 13
LEVELS 14 - 30

A-1A+D | A-1D+D



LEVEL 13



LEVELS 14 - 30

THE
REBECCA
CONDOS

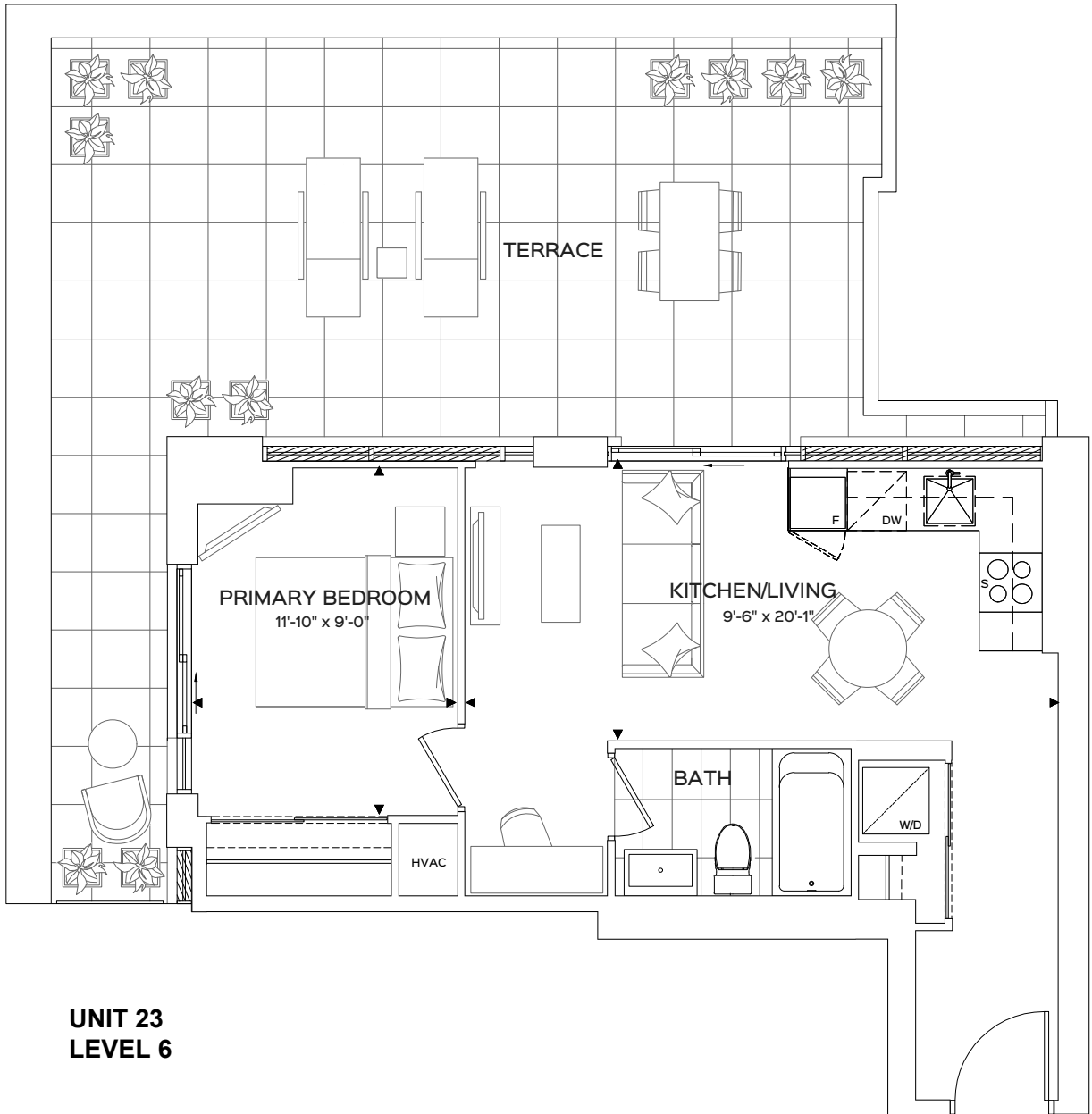
Floorplans are subject to change without notice. Actual dimensions and square footage may vary from that stated herein. Floorplans are not to scale and may be mirror image of what is shown. Window and door locations, size and type may vary without notice. Bulkheads required for construction purposes have not been indicated. Tile patterns may vary. Any furniture and/or islands not included. Balcony, terrace and/or patio square footage is approximate, not included in the suite area and may vary depending on floor level, location and other factors, and is subject to change without notice. E. & O.E.



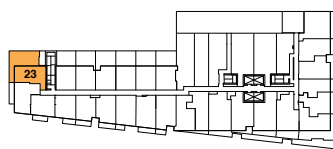
ONE BEDROOM

FENNELL

534 SQ.FT. • 508 SQ.FT. TERRACE



B-1J



LEVEL 6

THE
REBECCA
CONDOS

Floorplans are subject to change without notice. Actual dimensions and square footage may vary from that stated herein. Floorplans are not to scale and may be mirror image of what is shown. Window and door locations, size and type may vary without notice. Bulkheads required for construction purposes have not been indicated. Tile patterns may vary. Any furniture and/or islands not included. Balcony, terrace and/or patio square footage is approximate, not included in the suite area and may vary depending on floor level, location and other factors, and is subject to change without notice. E. & O.E.

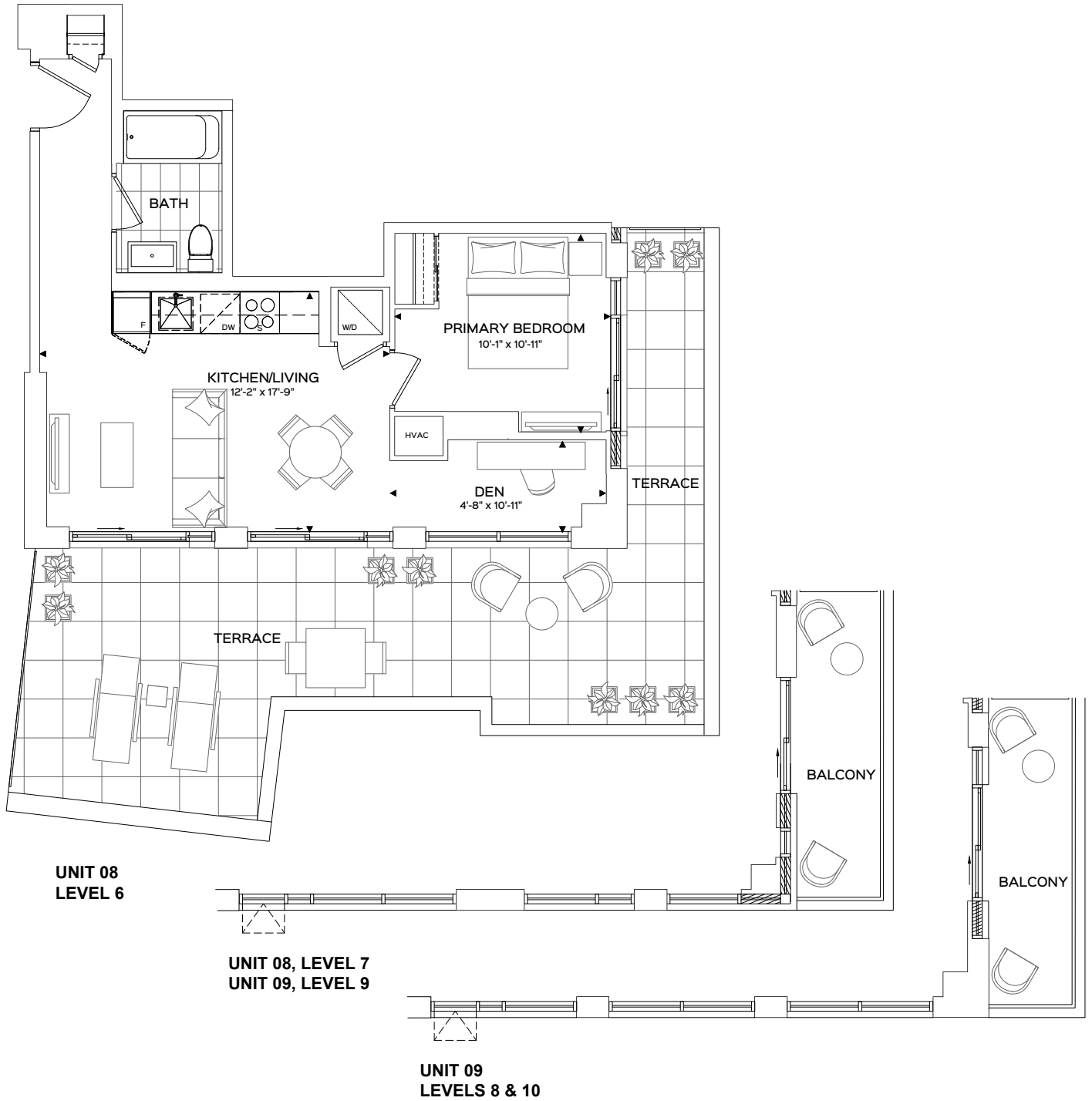


ONE BEDROOM + DEN

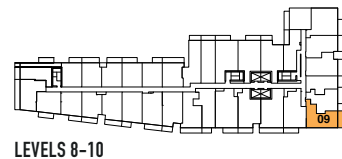
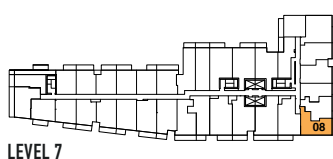
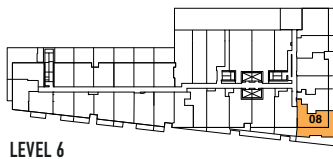
FERGUSON

549 SQ.FT. • 79 SQ.FT. BALCONY @ LEVELS 7 - 10

544 SQ.FT. • 460 SQ.FT. TERRACE @ LEVEL 6



B-1C+D



THE
REBECCA
CONDOS

Floorplans are subject to change without notice. Actual dimensions and square footage may vary from that stated herein. Floorplans are not to scale and may be mirror image of what is shown. Window and door locations, size and type may vary without notice. Bulkheads required for construction purposes have not been indicated. Tile patterns may vary. Any furniture and/or islands not included. Balcony, terrace and/or patio square footage is approximate, not included in the suite area and may vary depending on floor level, location and other factors, and is subject to change without notice. E. & O.E.



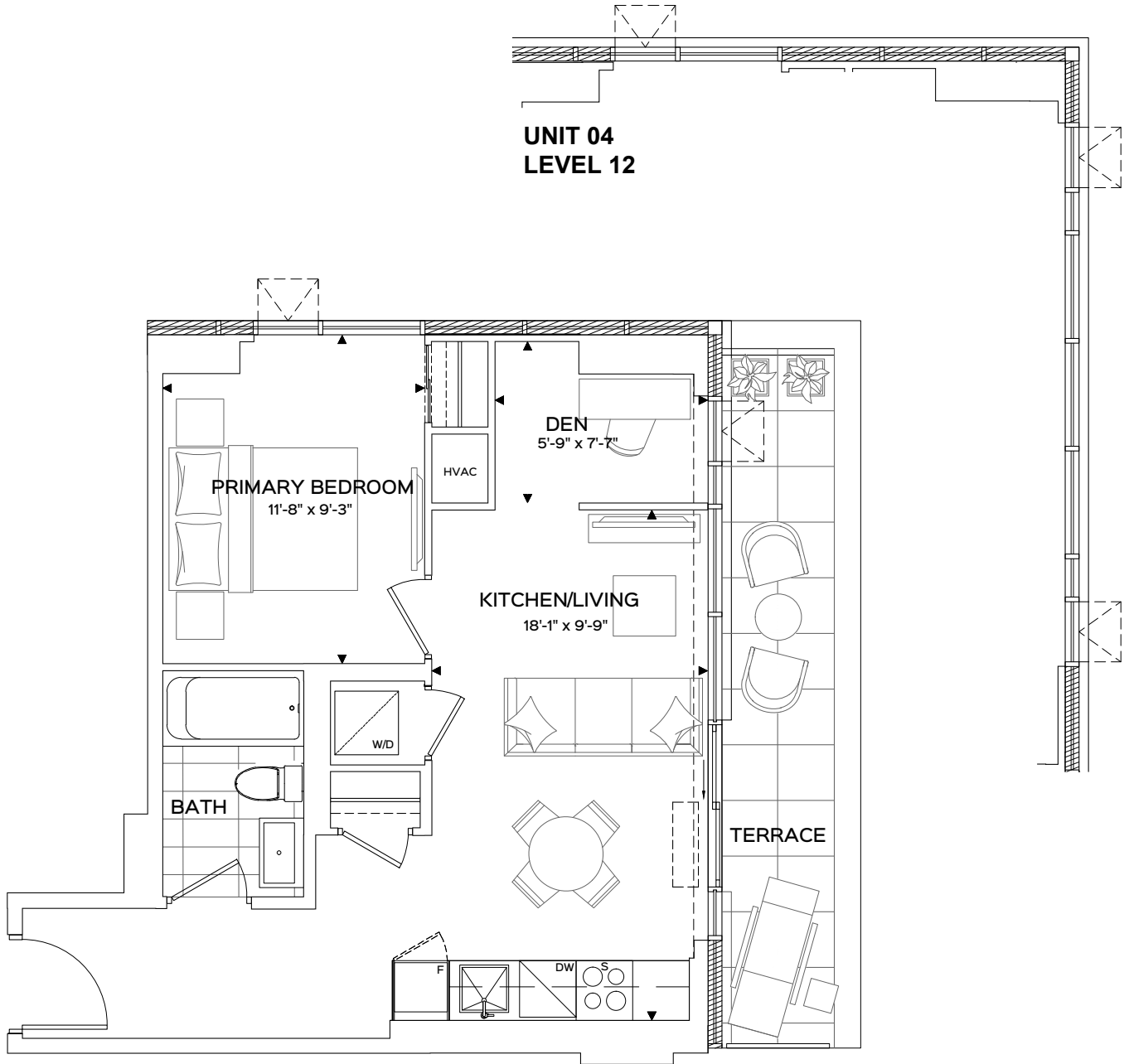
ONE BEDROOM + DEN

FOREST

546 SQ.FT. @ LEVEL 12

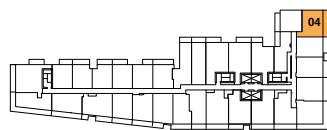
553 SQ.FT. • 127 SQ.FT. TERRACE @ LEVEL 11

UNIT 04
LEVEL 12

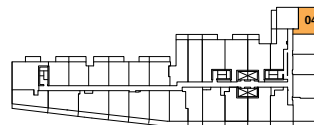


UNIT 04
LEVEL 11

B-1P+D



LEVEL 11



LEVEL 12

THE
REBECCA
CONDOS

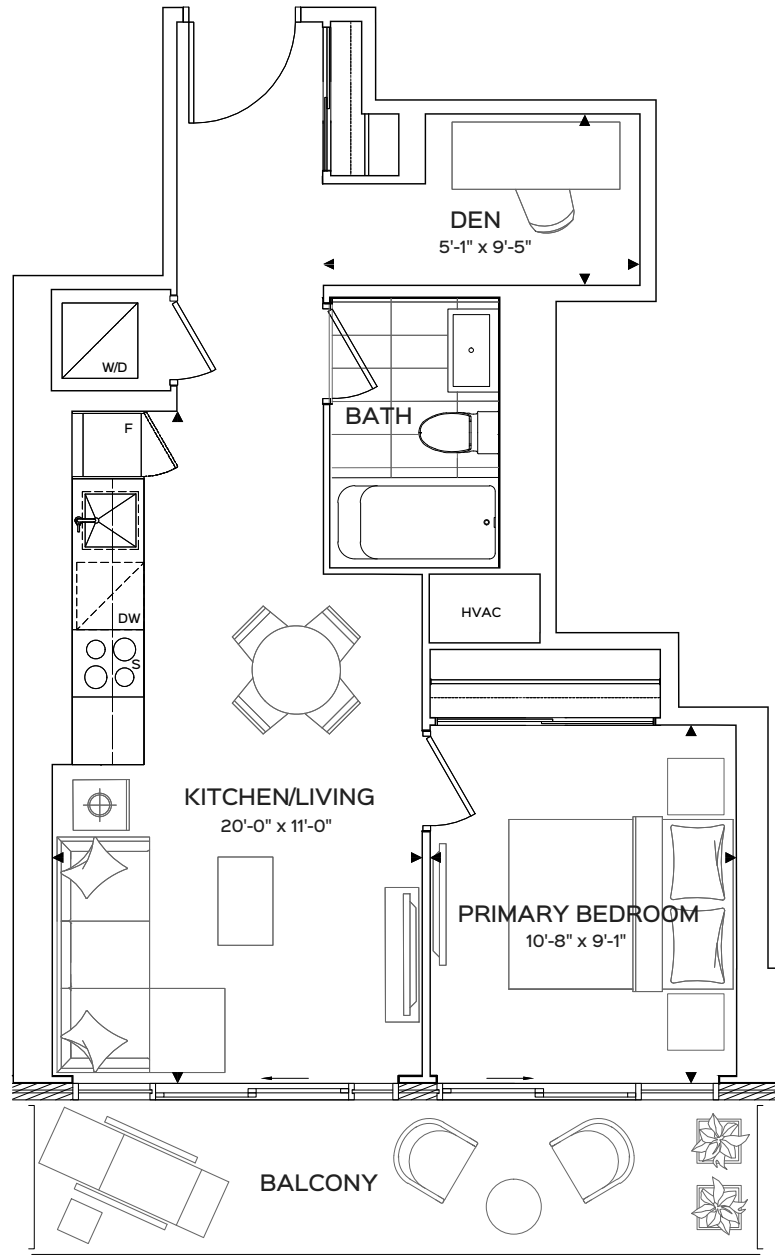
Floorplans are subject to change without notice. Actual dimensions and square footage may vary from that stated herein. Floorplans are not to scale and may be mirror image of what is shown. Window and door locations, size and type may vary without notice. Bulkheads required for construction purposes have not been indicated. Tile patterns may vary. Any furniture and/or islands not included. Balcony, terrace and/or patio square footage is approximate, not included in the suite area and may vary depending on floor level, location and other factors, and is subject to change without notice. E. & O.E.



ONE BEDROOM + DEN

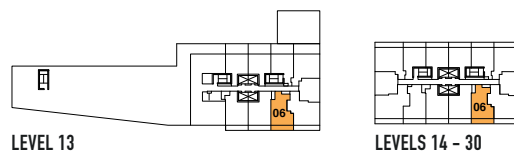
GEMINI

555 SQ.FT. • 107 SQ.FT. BALCONY



UNIT 06
LEVELS 13 - 30

A-1B+D



THE REBECCA

CONDOS

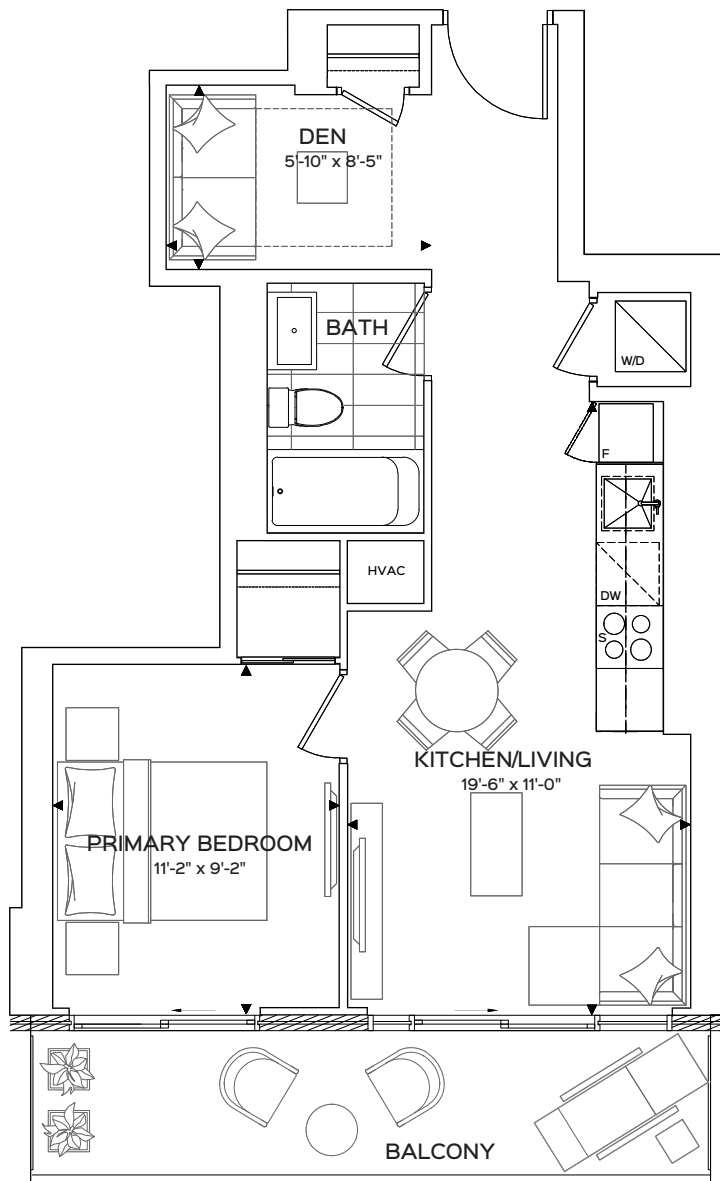
Floorplans are subject to change without notice. Actual dimensions and square footage may vary from that stated herein. Floorplans are not to scale and may be mirror image of what is shown. Window and door locations, size and type may vary without notice. Bulkheads required for construction purposes have not been indicated. Tile patterns may vary. Any furniture and/or islands not included. Balcony, terrace and/or patio square footage is approximate, not included in the suite area and may vary depending on floor level, location and other factors, and is subject to change without notice. E. & O.E.



ONE BEDROOM + DEN

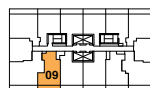
GRACE

557 SQ.FT. • 107 SQ.FT. BALCONY



UNIT 09
LEVELS 14 - 30

A-1C+D



LEVELS 14 - 30

THE
REBECCA
CONDOS

Floorplans are subject to change without notice. Actual dimensions and square footage may vary from that stated herein. Floorplans are not to scale and may be mirror image of what is shown. Window and door locations, size and type may vary without notice. Bulkheads required for construction purposes have not been indicated. Tile patterns may vary. Any furniture and/or islands not included. Balcony, terrace and/or patio square footage is approximate, not included in the suite area and may vary depending on floor level, location and other factors, and is subject to change without notice. E. & O.E.

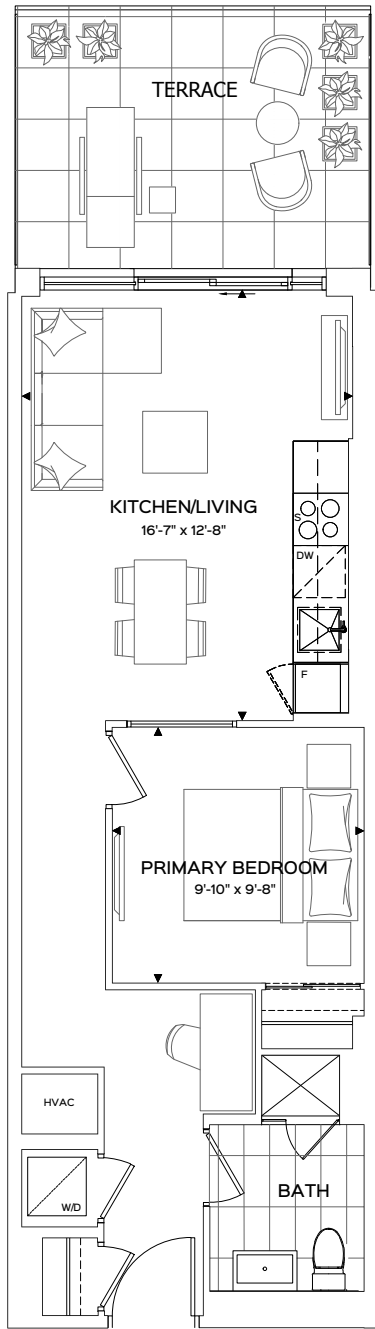


ONE BEDROOM

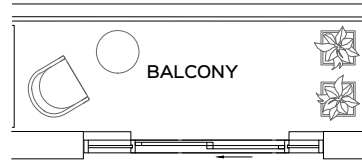
HARBOUR

558 SQ.FT. • 67 SQ.FT. BALCONY @ LEVELS 7 - 12

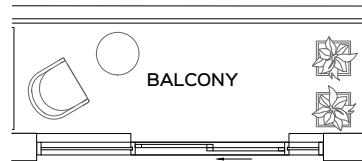
558 SQ.FT. • 138 SQ.FT. TERRACE @ LEVEL 6



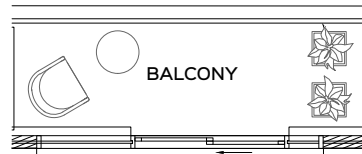
**UNIT 31
LEVEL 6**



**UNIT 31, LEVEL 7
UNIT 32, LEVEL 9**

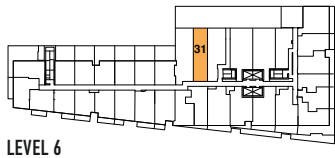


**UNIT 32
LEVELS 8 & 10**



**UNIT 29
LEVELS 11 & 12**

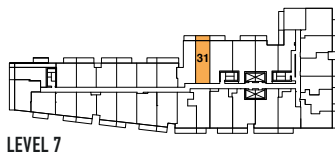
B-1R



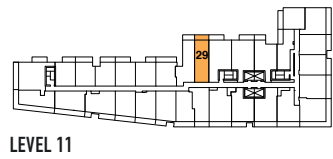
LEVEL 6



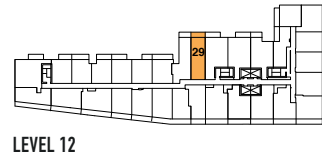
LEVELS 8-10



LEVEL 7



LEVEL 11



LEVEL 12

THE
REBECCA
CONDOS

Floorplans are subject to change without notice. Actual dimensions and square footage may vary from that stated herein. Floorplans are not to scale and may be mirror image of what is shown. Window and door locations, size and type may vary without notice. Bulkheads required for construction purposes have not been indicated. Tile patterns may vary. Any furniture and/or islands not included. Balcony, terrace and/or patio square footage is approximate, not included in the suite area and may vary depending on floor level, location and other factors, and is subject to change without notice. E. & O.E.

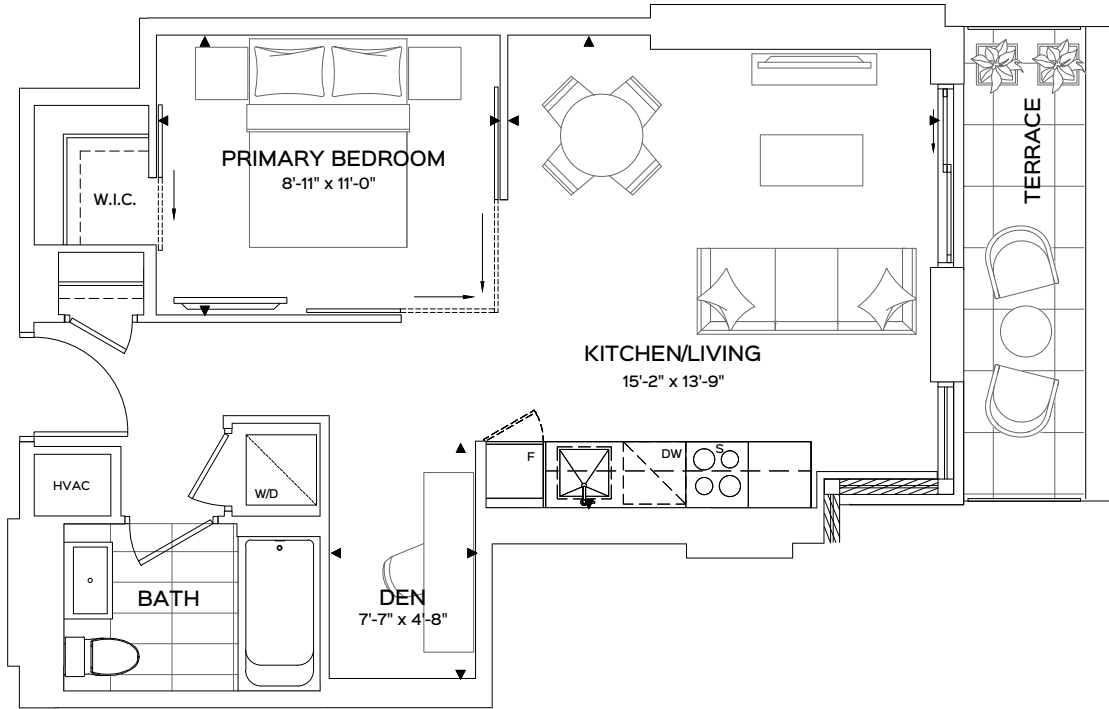


ONE BEDROOM + DEN

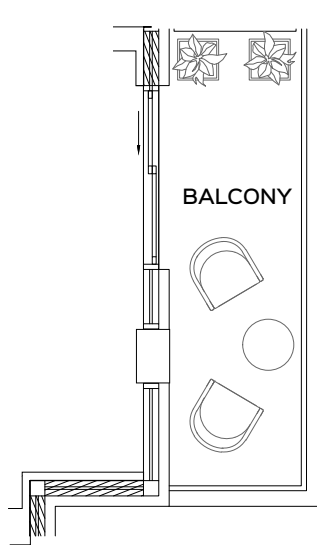
HUGHSON

560 SQ.FT. • 74 SQ.FT. BALCONY @ LEVELS 7 - 10

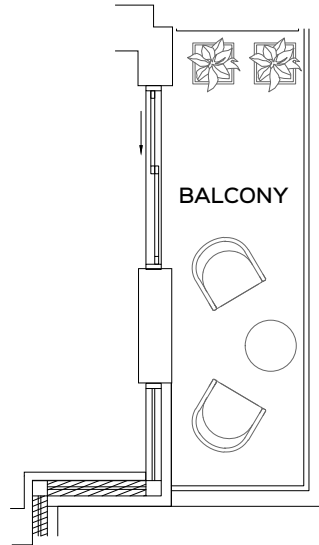
560 SQ.FT. • 74 SQ.FT. TERRACE @ LEVEL 6



**UNIT 04
LEVEL 6**

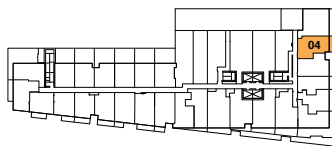


**UNIT 04, LEVEL 7
UNIT 05, LEVEL 9**

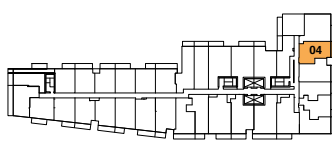


**UNIT 05
LEVELS 8 & 10**

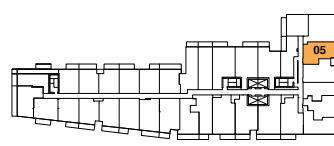
B-1A+D



LEVEL 6



LEVEL 7



LEVELS 8-10

THE
REBECCA
CONDOS

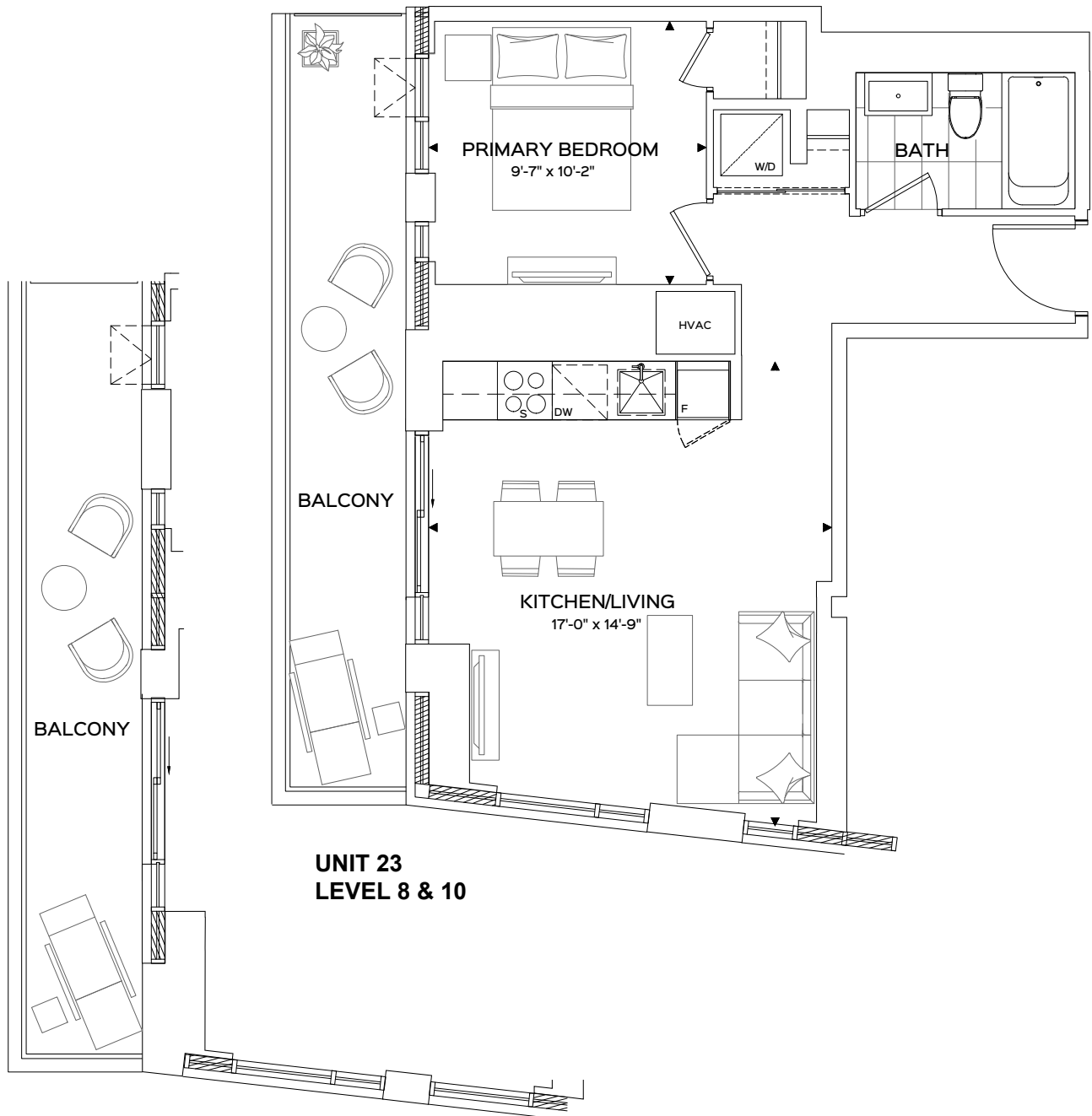
Floorplans are subject to change without notice. Actual dimensions and square footage may vary from that stated herein. Floorplans are not to scale and may be mirror image of what is shown. Window and door locations, size and type may vary without notice. Bulkheads required for construction purposes have not been indicated. Tile patterns may vary. Any furniture and/or islands not included. Balcony, terrace and/or patio square footage is approximate, not included in the suite area and may vary depending on floor level, location and other factors, and is subject to change without notice. E. & O.E.



ONE BEDROOM

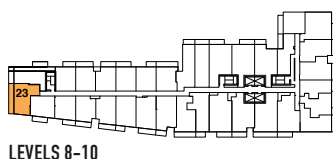
HUMMINGBIRD

563 SQ.FT. • 141 SQ.FT. BALCONY



**UNIT 23
LEVEL 9**

B-17a



THE
REBECCA
CONDOS

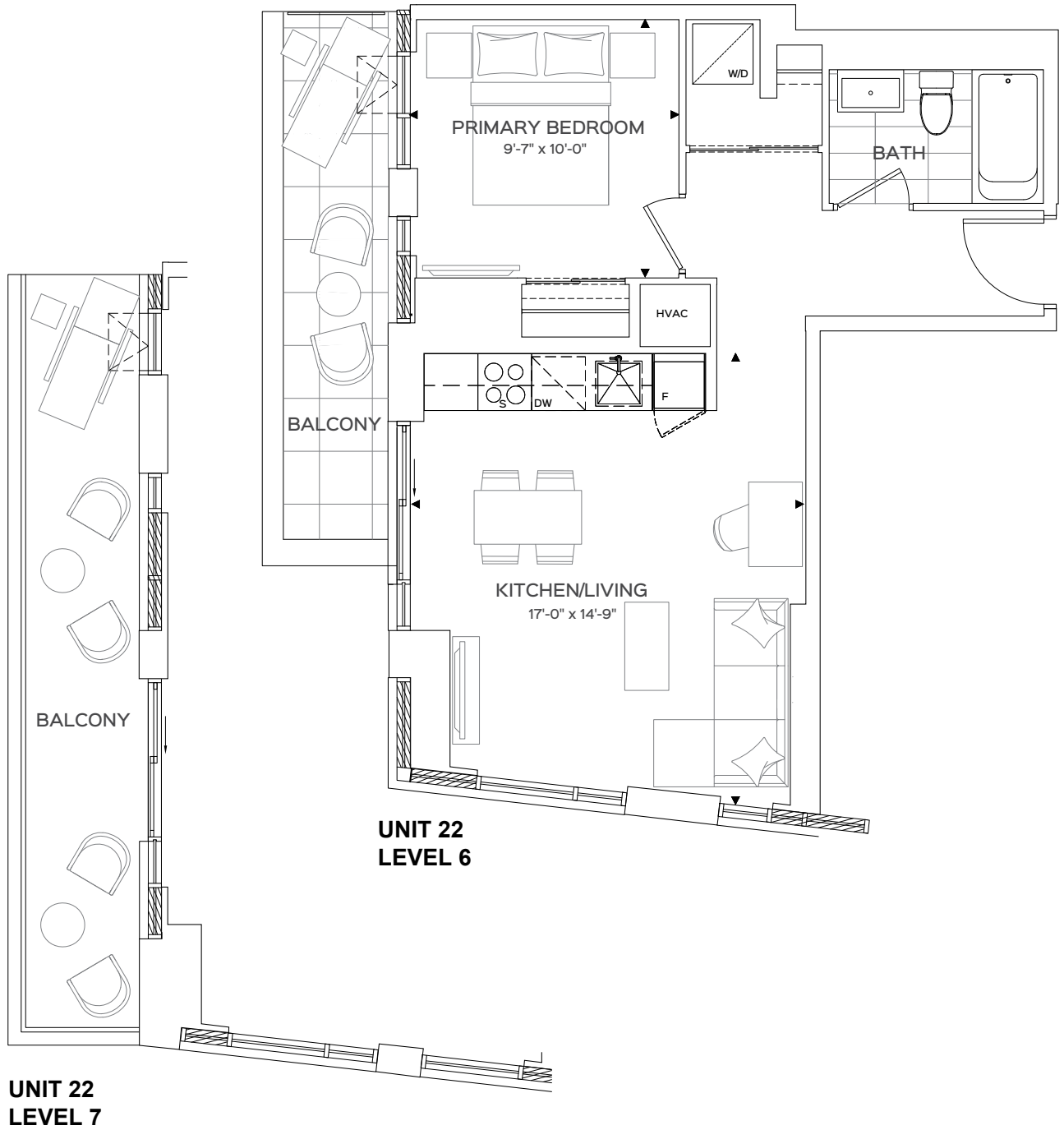
Floorplans are subject to change without notice. Actual dimensions and square footage may vary from that stated herein. Floorplans are not to scale and may be mirror image of what is shown. Window and door locations, size and type may vary without notice. Bulkheads required for construction purposes have not been indicated. Tile patterns may vary. Any furniture and/or islands not included. Balcony, terrace and/or patio square footage is approximate, not included in the suite area and may vary depending on floor level, location and other factors, and is subject to change without notice. E. & O.E.



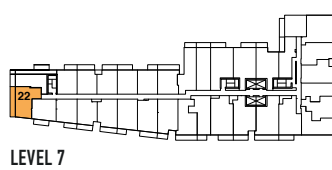
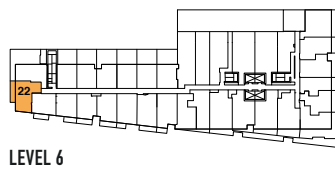
ONE BEDROOM

HUNTER

564 SQ.FT. • 141 SQ.FT. BALCONY @ LEVEL 7
 564 SQ.FT. • 101 SQ.FT. TERRACE @ LEVEL 6



B-12



THE
REBECCA
 CONDOS

Floorplans are subject to change without notice. Actual dimensions and square footage may vary from that stated herein. Floorplans are not to scale and may be mirror image of what is shown. Window and door locations, size and type may vary without notice. Bulkheads required for construction purposes have not been indicated. Tile patterns may vary. Any furniture and/or islands not included. Balcony, terrace and/or patio square footage is approximate, not included in the suite area and may vary depending on floor level, location and other factors, and is subject to change without notice. E. & O.E.

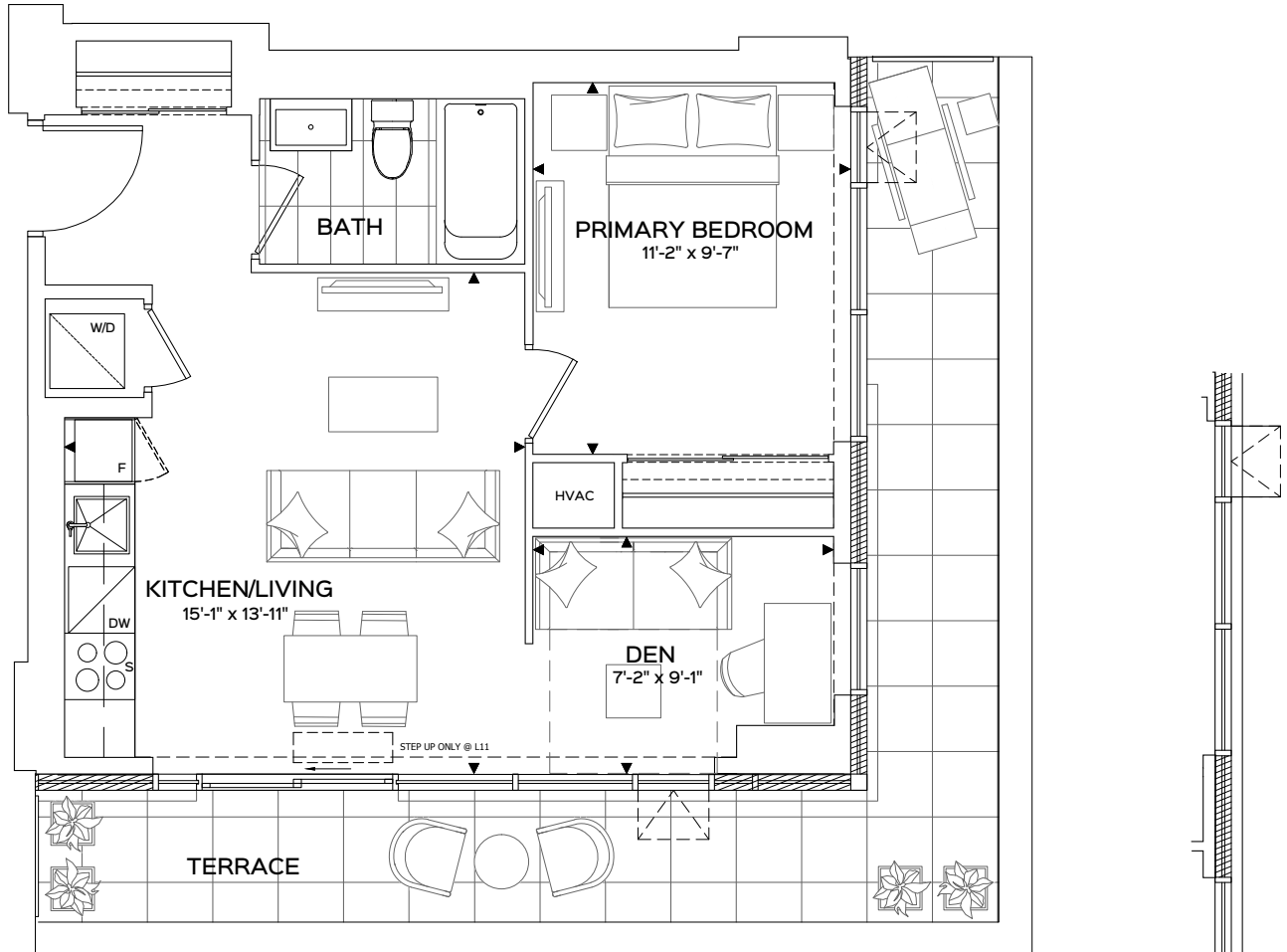


ONE BEDROOM + DEN

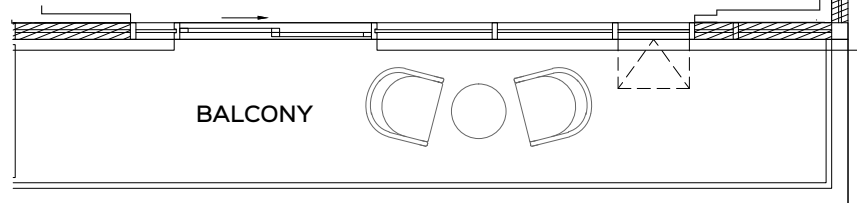
IMPERIAL

565 SQ.FT. • 124 SQ.FT. BALCONY @ LEVEL 12

565 SQ.FT. • 258 SQ.FT. TERRACE @ LEVEL 11

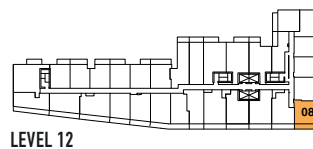
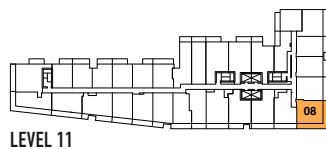


**UNIT 08
LEVEL 11**



**UNIT 08
LEVEL 12**

B-1R+D



THE
REBECCA
CONDOS

Floorplans are subject to change without notice. Actual dimensions and square footage may vary from that stated herein. Floorplans are not to scale and may be mirror image of what is shown. Window and door locations, size and type may vary without notice. Bulkheads required for construction purposes have not been indicated. Tile patterns may vary. Any furniture and/or islands not included. Balcony, terrace and/or patio square footage is approximate, not included in the suite area and may vary depending on floor level, location and other factors, and is subject to change without notice. E. & O.E.

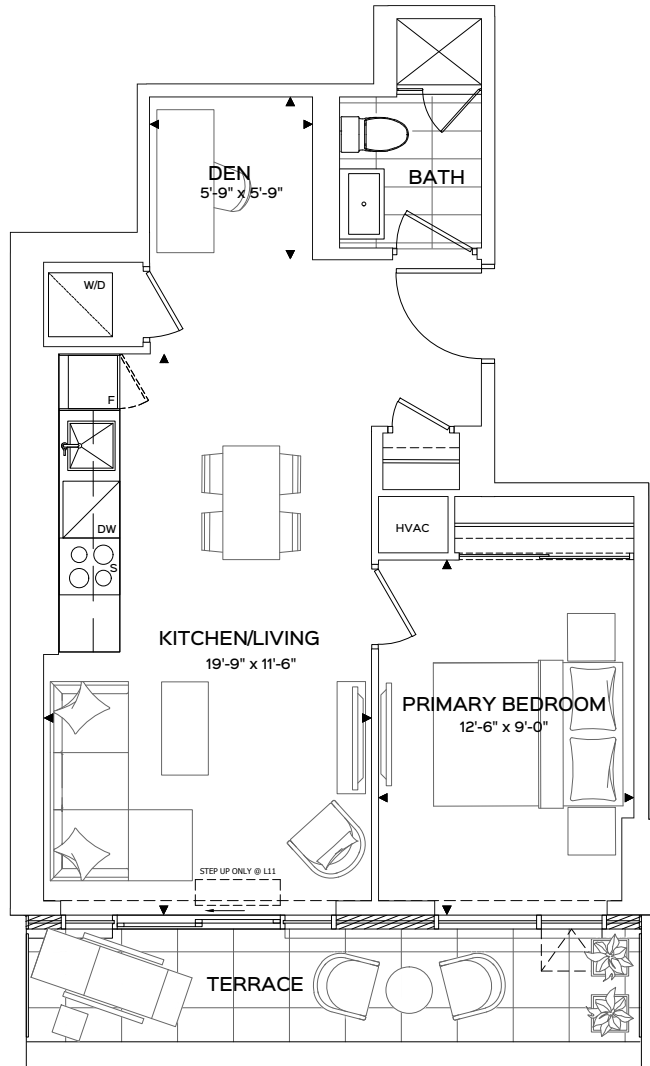


ONE BEDROOM + DEN

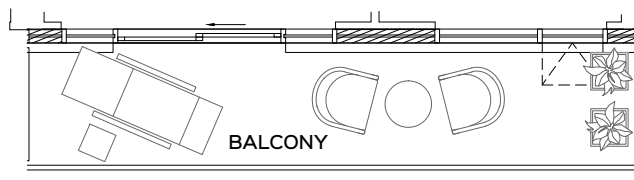
JACKSON

568 SQ.FT. • 107 SQ.FT. BALCONY @ LEVEL 12

568 SQ.FT. • 107 SQ.FT. TERRACE @ LEVEL 11

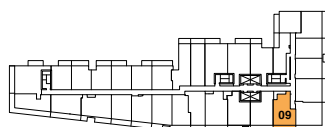


UNIT 09
LEVEL 11

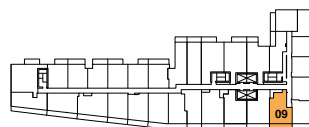


UNIT 09
LEVEL 12

B-1S+D



LEVEL 11



LEVEL 12

THE
REBECCA
CONDOS

Floorplans are subject to change without notice. Actual dimensions and square footage may vary from that stated herein. Floorplans are not to scale and may be mirror image of what is shown. Window and door locations, size and type may vary without notice. Bulkheads required for construction purposes have not been indicated. Tile patterns may vary. Any furniture and/or islands not included. Balcony, terrace and/or patio square footage is approximate, not included in the suite area and may vary depending on floor level, location and other factors, and is subject to change without notice. E. & O.E.



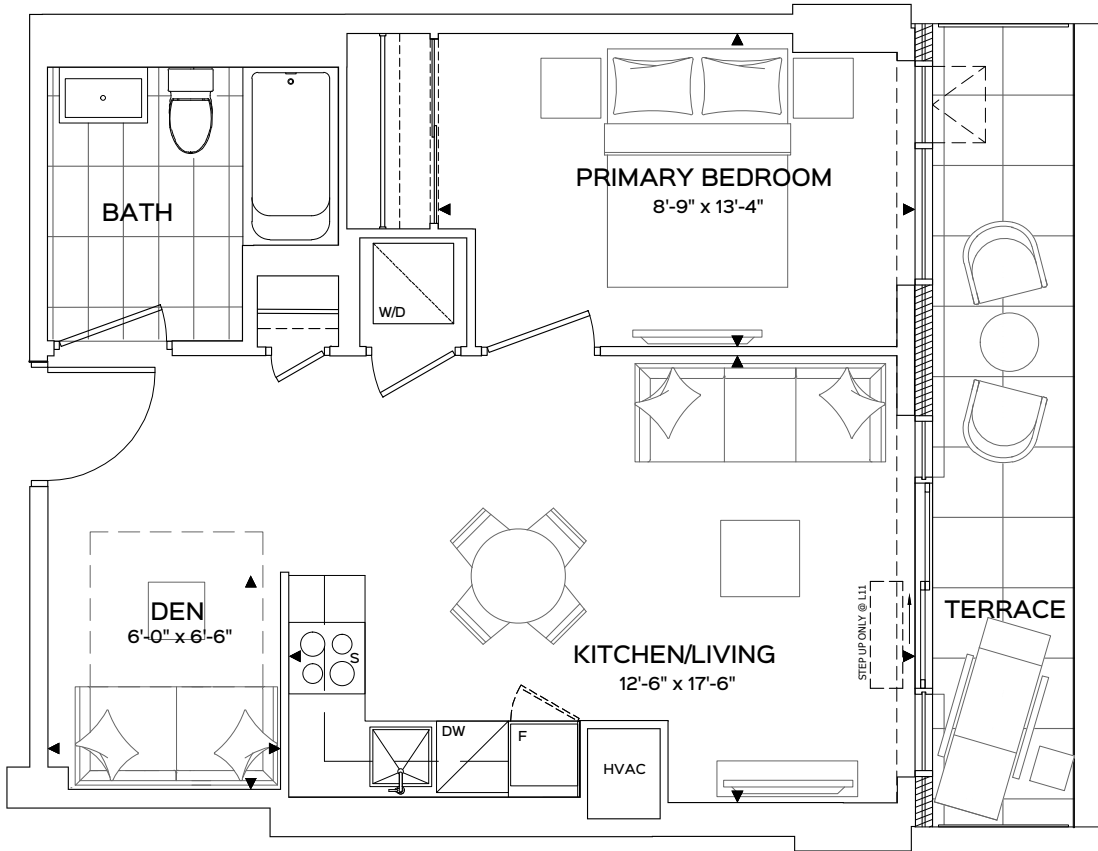
ONE BEDROOM + DEN

JAMES

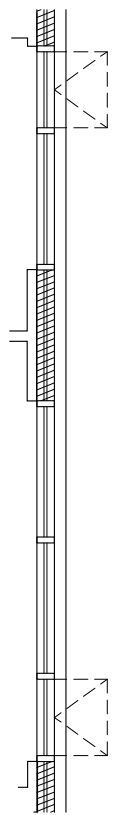
BARRIER FREE

568 SQ.FT. @ LEVEL 12

568 SQ.FT. • 111 SQ.FT. BALCONY @ LEVEL 11

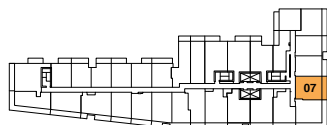


UNIT 07
LEVEL 11

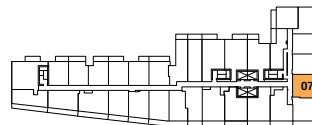


UNIT 07
LEVEL 12

B-1Q+D



LEVEL 11



LEVEL 12

THE
REBECCA
 CONDOS

Floorplans are subject to change without notice. Actual dimensions and square footage may vary from that stated herein. Floorplans are not to scale and may be mirror image of what is shown. Window and door locations, size and type may vary without notice. Bulkheads required for construction purposes have not been indicated. Tile patterns may vary. Any furniture and/or islands not included. Balcony, terrace and/or patio square footage is approximate, not included in the suite area and may vary depending on floor level, location and other factors, and is subject to change without notice. E. & O.E.

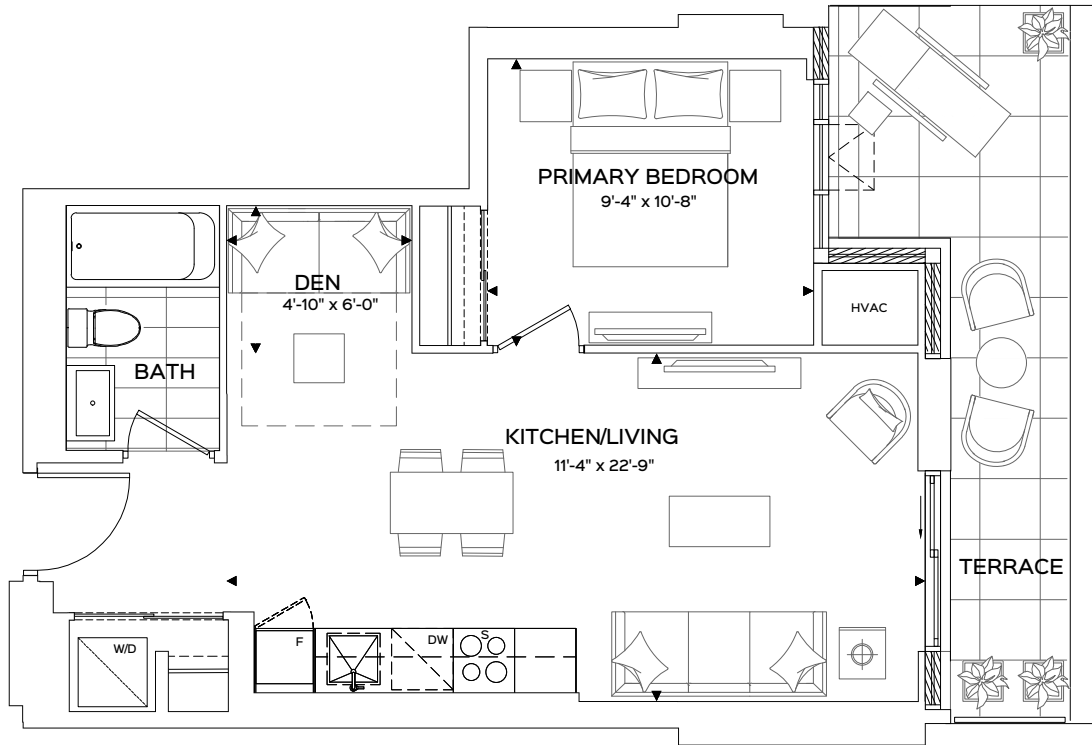


ONE BEDROOM + DEN

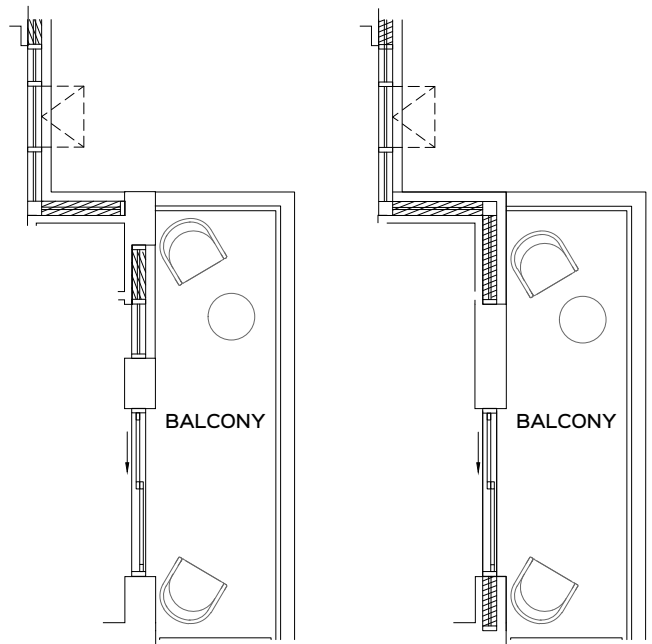
JASMINE

574 SQ.FT. • 77 SQ.FT. BALCONY @ LEVELS 7 - 10

574 SQ.FT. • 145 SQ.FT. TERRACE @ LEVEL 6



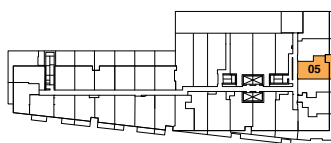
**UNIT 05
LEVEL 6**



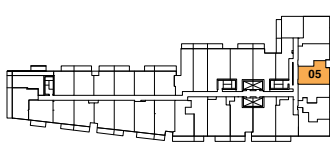
**UNIT 05, LEVEL 7
UNIT 06, LEVEL 9**

**UNIT 06
LEVELS 8 & 10**

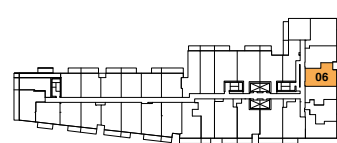
B-1B+D



LEVEL 6



LEVEL 7



LEVELS 8-10

THE
REBECCA
CONDOS

Floorplans are subject to change without notice. Actual dimensions and square footage may vary from that stated herein. Floorplans are not to scale and may be mirror image of what is shown. Window and door locations, size and type may vary without notice. Bulkheads required for construction purposes have not been indicated. Tile patterns may vary. Any furniture and/or islands not included. Balcony, terrace and/or patio square footage is approximate, not included in the suite area and may vary depending on floor level, location and other factors, and is subject to change without notice. E. & O.E.

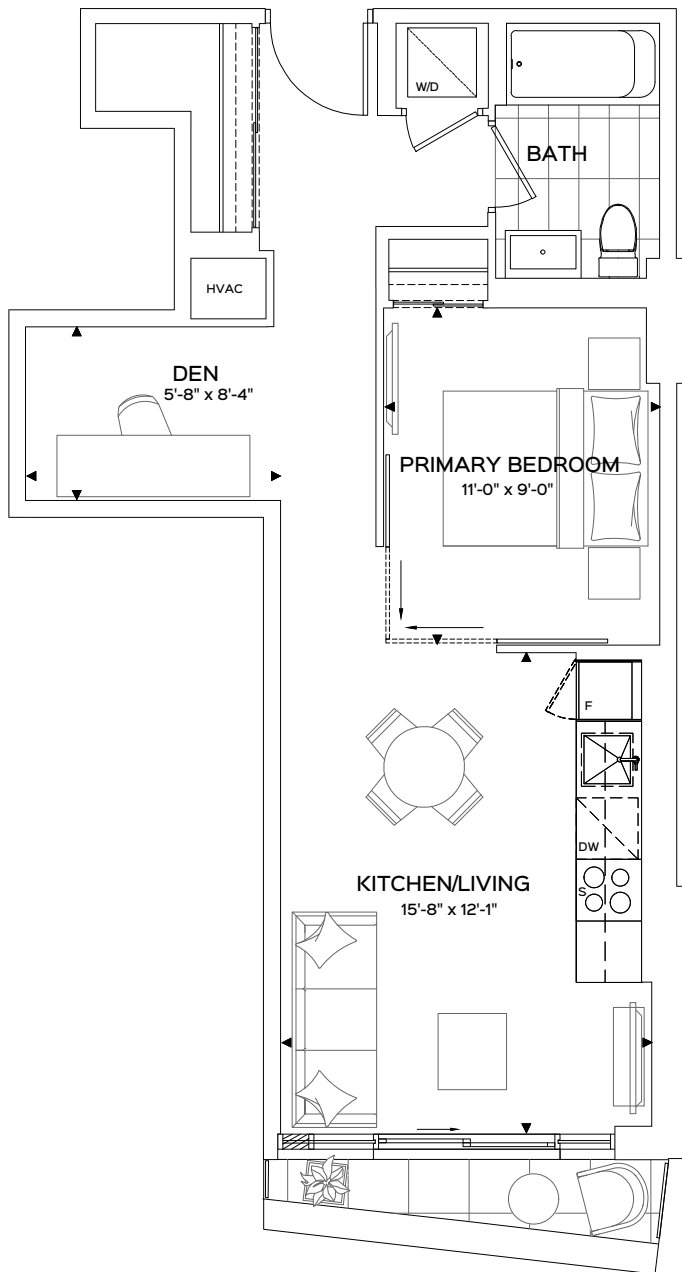


ONE BEDROOM + DEN

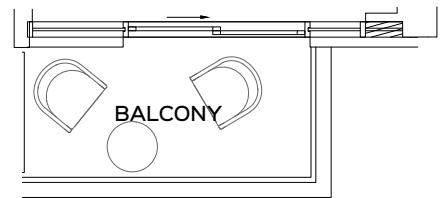
JOHN

579 SQ.FT. • 48 SQ.FT. BALCONY @ LEVELS 7 - 10

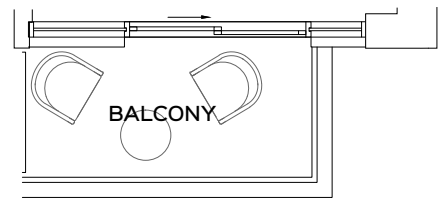
579 SQ.FT. • 38 SQ.FT. TERRACE @ LEVEL 6



**UNIT 13
LEVEL 6**

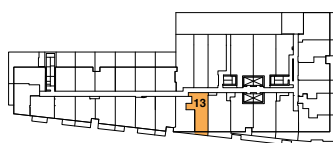


**UNIT 13, LEVEL 7
UNIT 14, LEVEL 9**

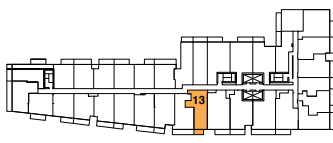


**UNIT 14
LEVELS 8 & 10**

B-1D+D



LEVEL 6



LEVEL 7



LEVELS 8-10

THE
REBECCA
CONDOS

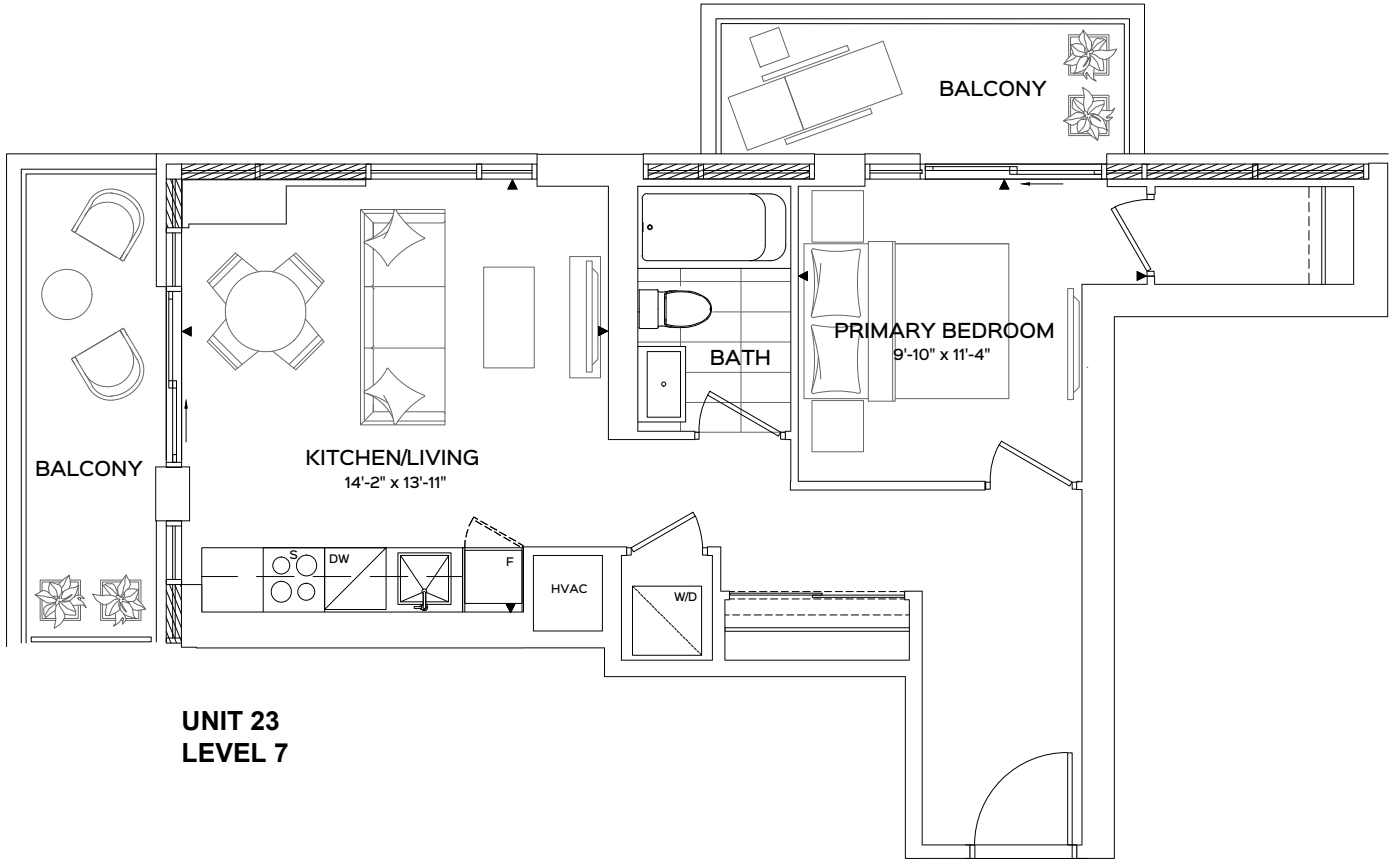
Floorplans are subject to change without notice. Actual dimensions and square footage may vary from that stated herein. Floorplans are not to scale and may be mirror image of what is shown. Window and door locations, size and type may vary without notice. Bulkheads required for construction purposes have not been indicated. Tile patterns may vary. Any furniture and/or islands not included. Balcony, terrace and/or patio square footage is approximate, not included in the suite area and may vary depending on floor level, location and other factors, and is subject to change without notice. E. & O.E.



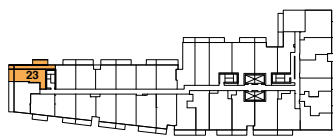
ONE BEDROOM

KENNEDY

583 SQ.FT. • 146 SQ.FT. BALCONY



B-1H



LEVEL 7

THE
REBECCA
CONDOS

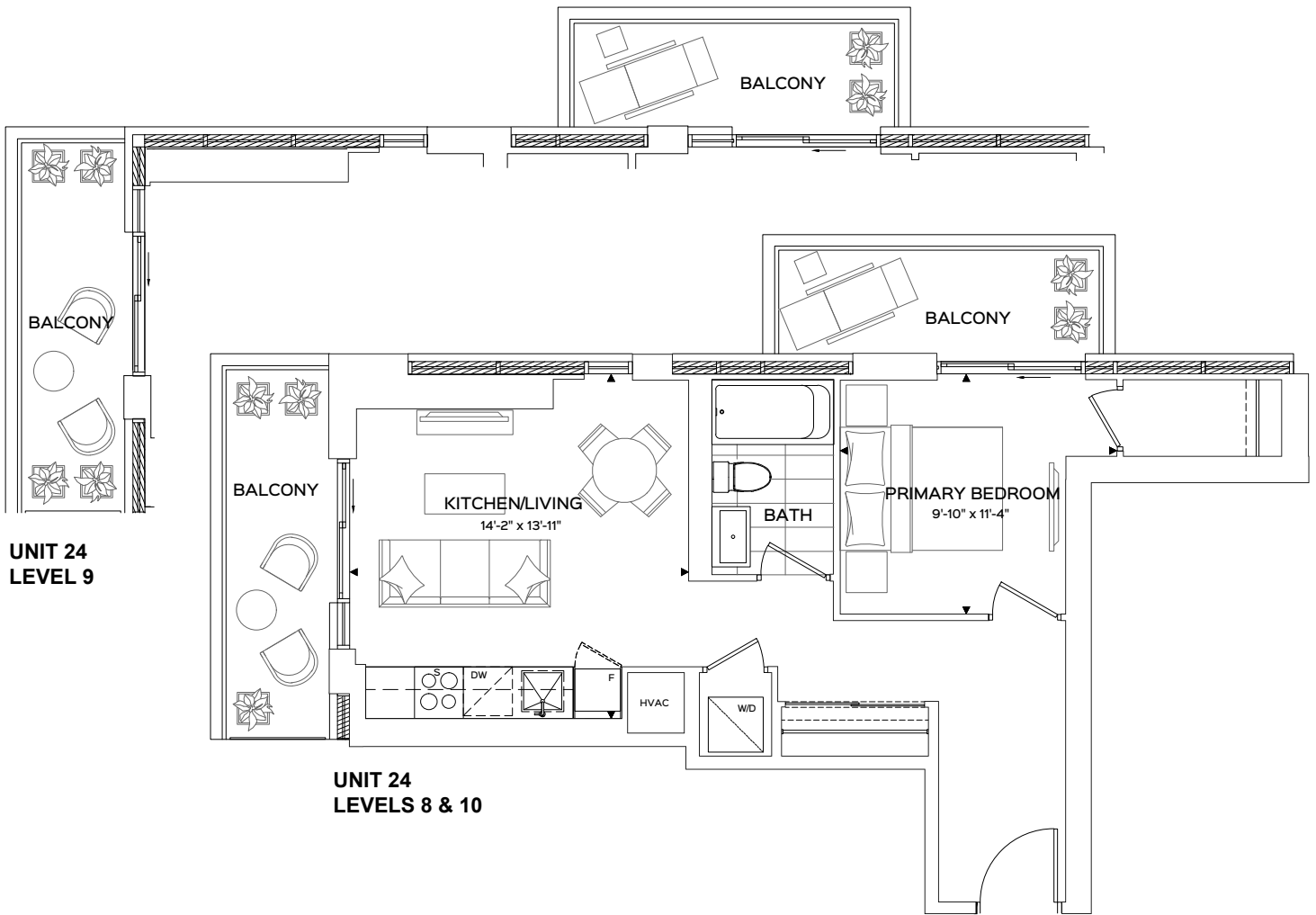
Floorplans are subject to change without notice. Actual dimensions and square footage may vary from that stated herein. Floorplans are not to scale and may be mirror image of what is shown. Window and door locations, size and type may vary without notice. Bulkheads required for construction purposes have not been indicated. Tile patterns may vary. Any furniture and/or islands not included. Balcony, terrace and/or patio square footage is approximate, not included in the suite area and may vary depending on floor level, location and other factors, and is subject to change without notice. E. & O.E.



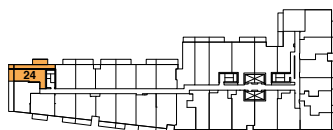
ONE BEDROOM

LIBERTY

585 SQ.FT. • 148 SQ.FT. BALCONY



B-1U



LEVELS 8-10

THE
REBECCA
CONDOS

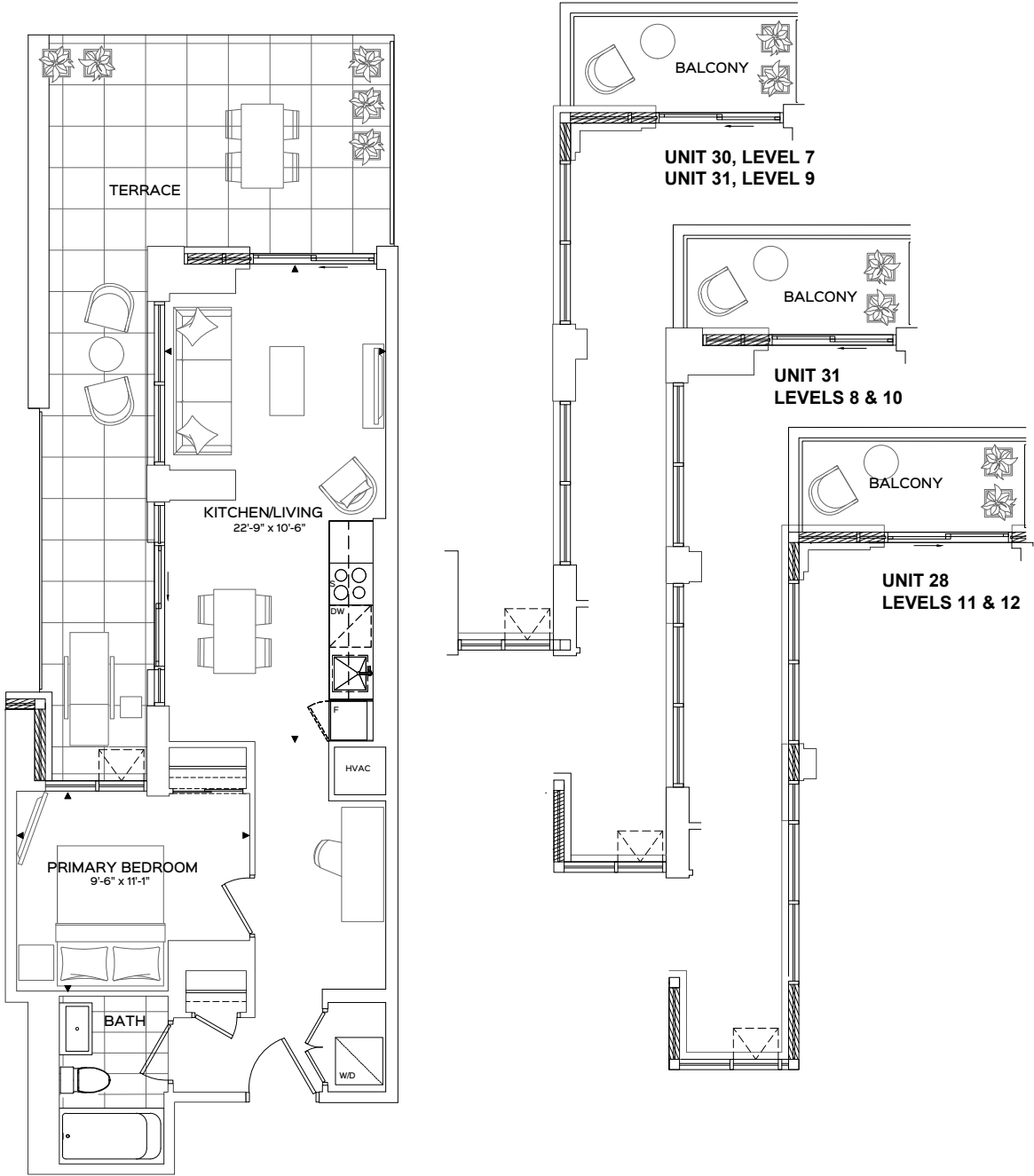
Floorplans are subject to change without notice. Actual dimensions and square footage may vary from that stated hereon. Floorplans are not to scale and may be mirror image of what is shown. Window and door locations, size and type may vary without notice. Bulkheads required for construction purposes have not been indicated. Tile patterns may vary. Any furniture and/or islands not included. Balcony, terrace and/or patio square footage is approximate, not included in the suite area and may vary depending on floor level, location and other factors, and is subject to change without notice. E. & O.E.



ONE BEDROOM

LILAC

585 SQ.FT. • 55 SQ.FT. BALCONY @ LEVEL 12
 593 SQ.FT. • 55 SQ.FT. BALCONY @ LEVELS 7 - 11
 585 SQ.FT. • 305 SQ.FT. TERRACE @ LEVEL 6



**UNIT 30
LEVEL 6**

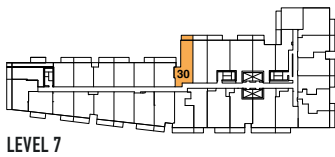
B-1Q



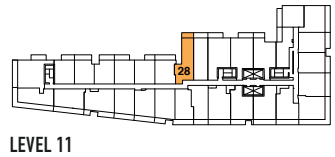
LEVEL 6



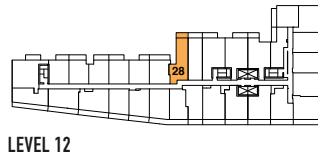
LEVELS 8-10



LEVEL 7



LEVEL 11



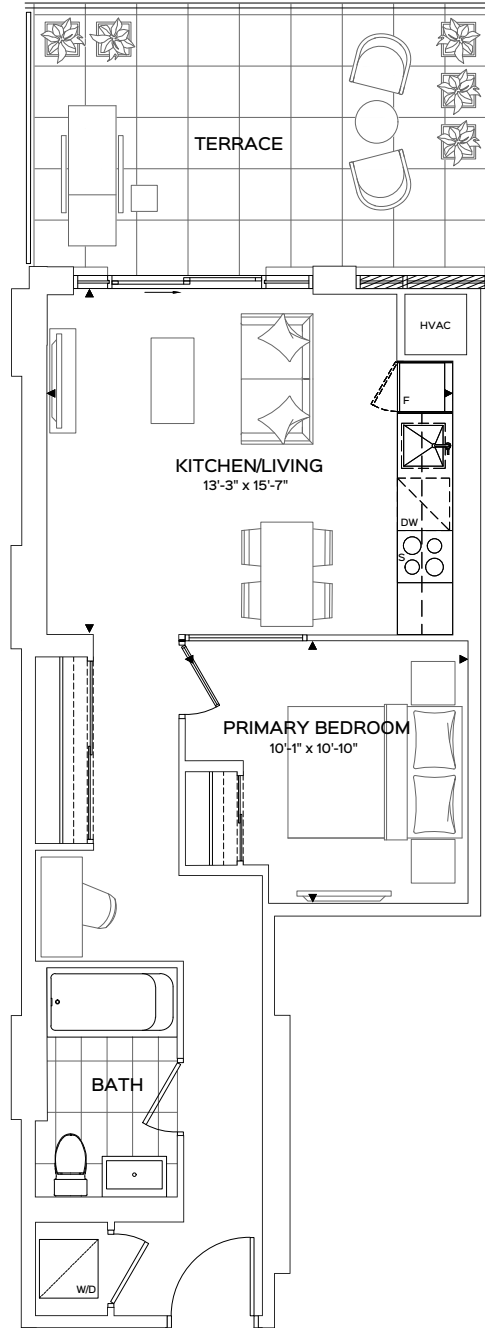
LEVEL 12

THE
REBECCA
 CONDOS

Floorplans are subject to change without notice. Actual dimensions and square footage may vary from that stated herein. Floorplans are not to scale and may be mirror image of what is shown. Window and door locations, size and type may vary without notice. Bulkheads required for construction purposes have not been indicated. Tile patterns may vary. Any furniture and/or islands not included. Balcony, terrace and/or patio square footage is approximate, not included in the suite area and may vary depending on floor level, location and other factors, and is subject to change without notice. E. & O.E.

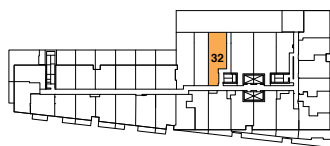


ONE BEDROOM
LOCKE
 591 SQ.FT. • 180 SQ.FT. BALCONY



**UNIT 32
 LEVEL 6**

B-1S



LEVEL 6

THE
REBECCA
 CONDOS

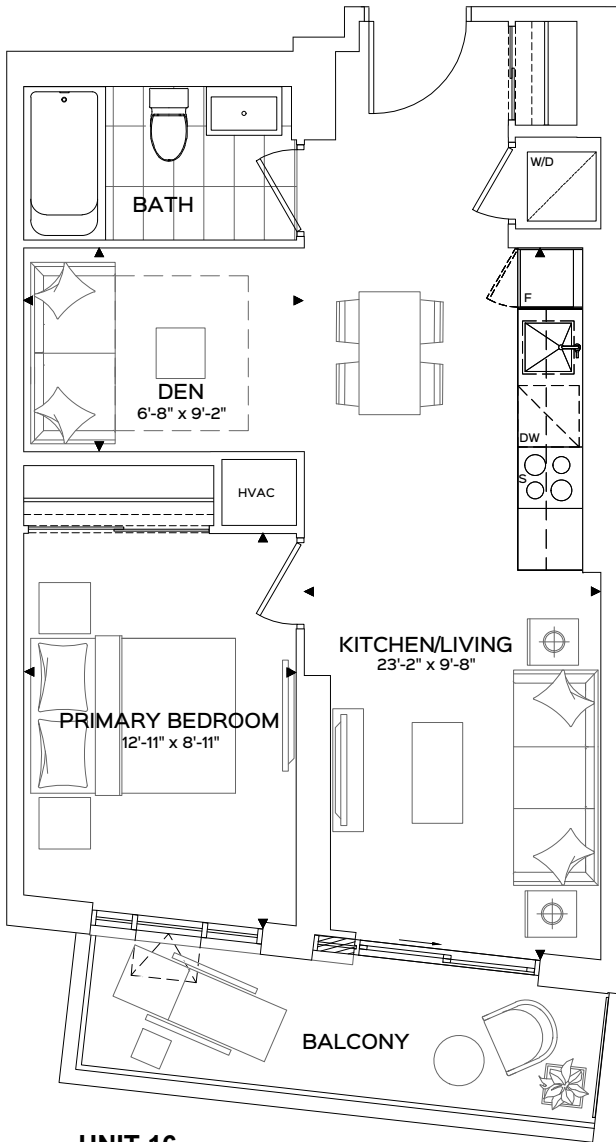
Floorplans are subject to change without notice. Actual dimensions and square footage may vary from that stated herein. Floorplans are not to scale and may be mirror image of what is shown. Window and door locations, size and type may vary without notice. Bulkheads required for construction purposes have not been indicated. Tile patterns may vary. Any furniture and/or islands not included. Balcony, terrace and/or patio square footage is approximate, not included in the suite area and may vary depending on floor level, location and other factors, and is subject to change without notice. E. & O.E.



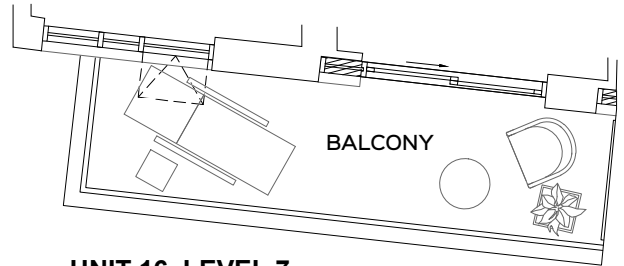
ONE BEDROOM + DEN

MAGNOLIA

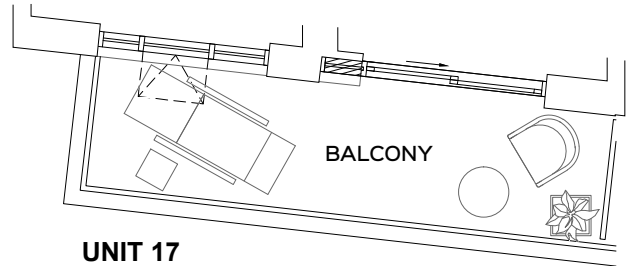
592 SQ.FT. • 85 SQ.FT. BALCONY



**UNIT 16
LEVEL 6**

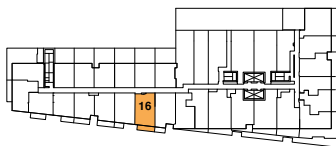


**UNIT 16, LEVEL 7
UNIT 17, LEVEL 9**

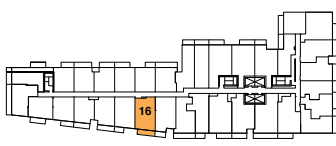


**UNIT 17
LEVELS 8 & 10**

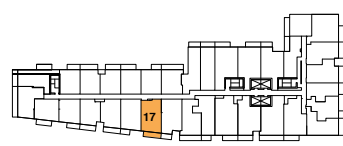
B-1G+D



LEVEL 6



LEVEL 7



LEVELS 8-10

THE
REBECCA
CONDOS

Floorplans are subject to change without notice. Actual dimensions and square footage may vary from that stated herein. Floorplans are not to scale and may be mirror image of what is shown. Window and door locations, size and type may vary without notice. Bulkheads required for construction purposes have not been indicated. Tile patterns may vary. Any furniture and/or islands not included. Balcony, terrace and/or patio square footage is approximate, not included in the suite area and may vary depending on floor level, location and other factors, and is subject to change without notice. E. & O.E.

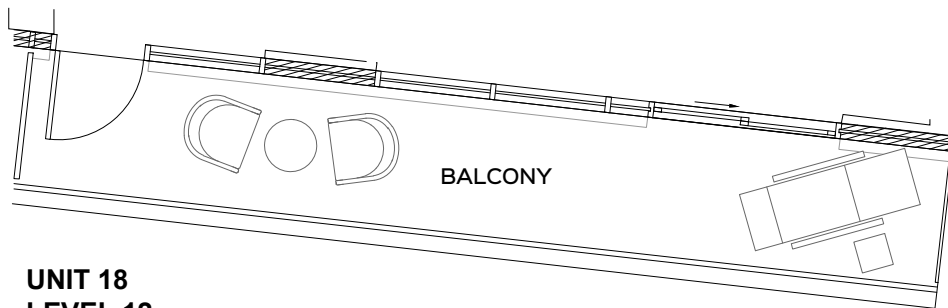
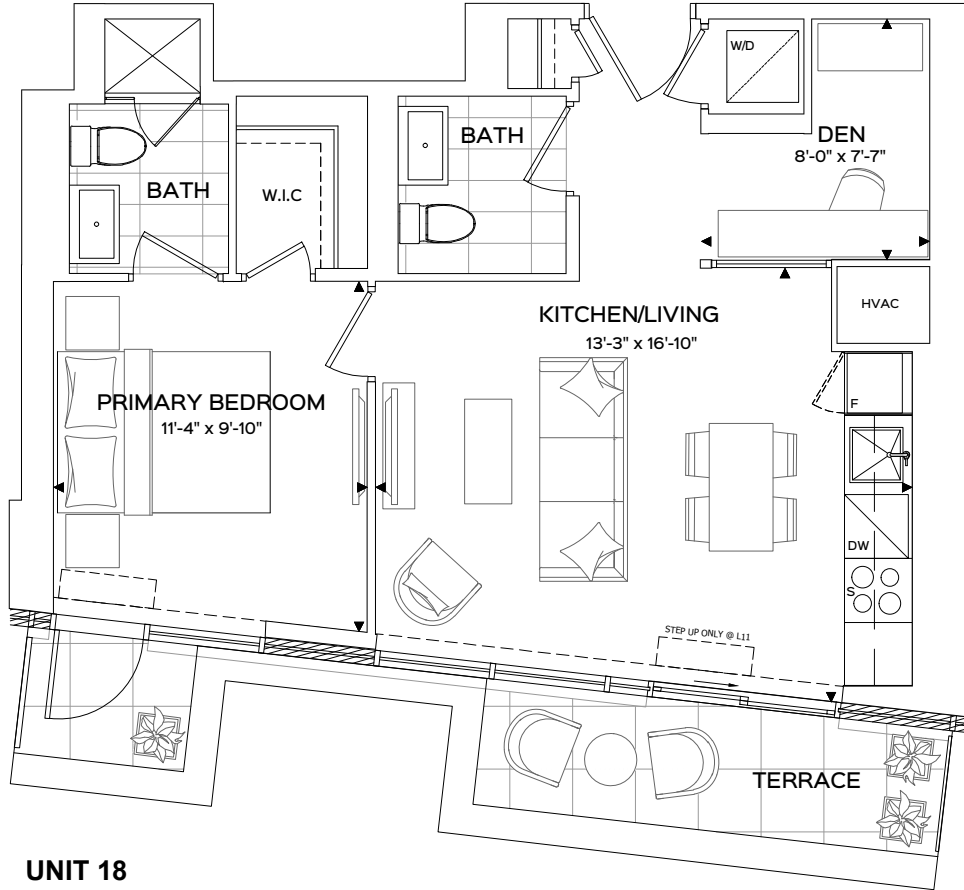


ONE BEDROOM + DEN

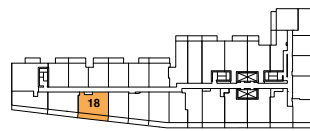
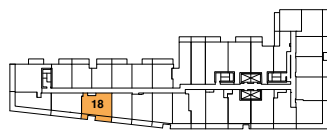
MARKLAND

593 SQ.FT. • 144 SQ.FT. BALCONY @ LEVEL 12

593 SQ.FT. • 116 SQ.FT. TERRACE @ LEVEL 11



B-1o+D



THE
REBECCA
CONDOS

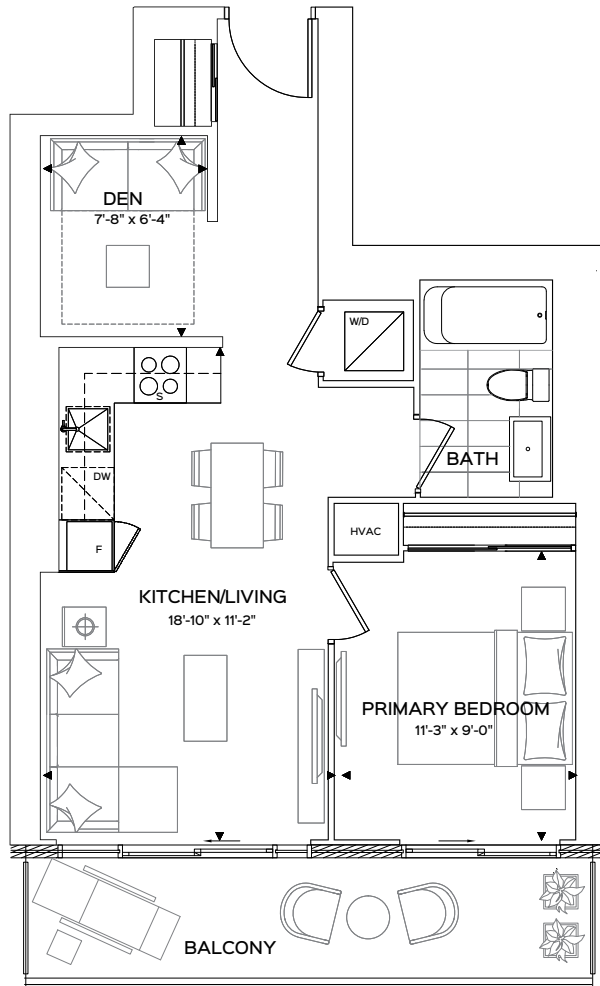
Floorplans are subject to change without notice. Actual dimensions and square footage may vary from that stated herein. Floorplans are not to scale and may be mirror image of what is shown. Window and door locations, size and type may vary without notice. Bulkheads required for construction purposes have not been indicated. Tile patterns may vary. Any furniture and/or islands not included. Balcony, terrace and/or patio square footage is approximate, not included in the suite area and may vary depending on floor level, location and other factors, and is subject to change without notice. E. & O.E.



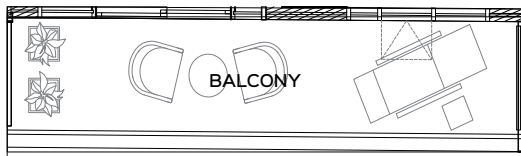
ONE BEDROOM + DEN

MELBOURNE

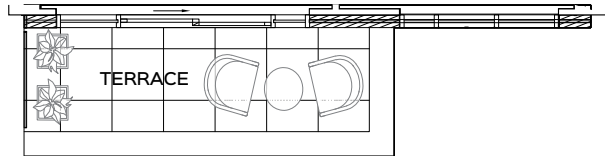
611 SQ.FT. • 70 SQ.FT. TERRACE @ LEVEL 11
611 SQ.FT. • 107 SQ.FT. BALCONY @ LEVEL 12, 14-30
630 SQ.FT. • 107 SQ.FT. BALCONY @ LEVEL 13



UNIT 08
LEVELS 13 - 30

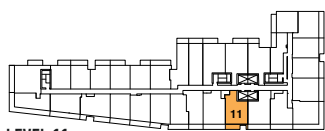


UNIT 11
LEVEL 12

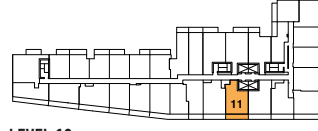


UNIT 11
LEVEL 11

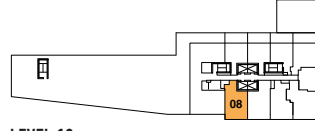
BA-1U+D



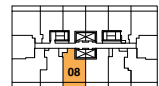
LEVEL 11



LEVEL 12



LEVEL 13



LEVELS 14-30

THE
REBECCA
CONDOS

Floorplans are subject to change without notice. Actual dimensions and square footage may vary from that stated herein. Floorplans are not to scale and may be mirror image of what is shown. Window and door locations, size and type may vary without notice. Bulkheads required for construction purposes have not been indicated. Tile patterns may vary. Any furniture and/or islands not included. Balcony, terrace and/or patio square footage is approximate, not included in the suite area and may vary depending on floor level, location and other factors, and is subject to change without notice. E. & O.E.



ONE BEDROOM + DEN

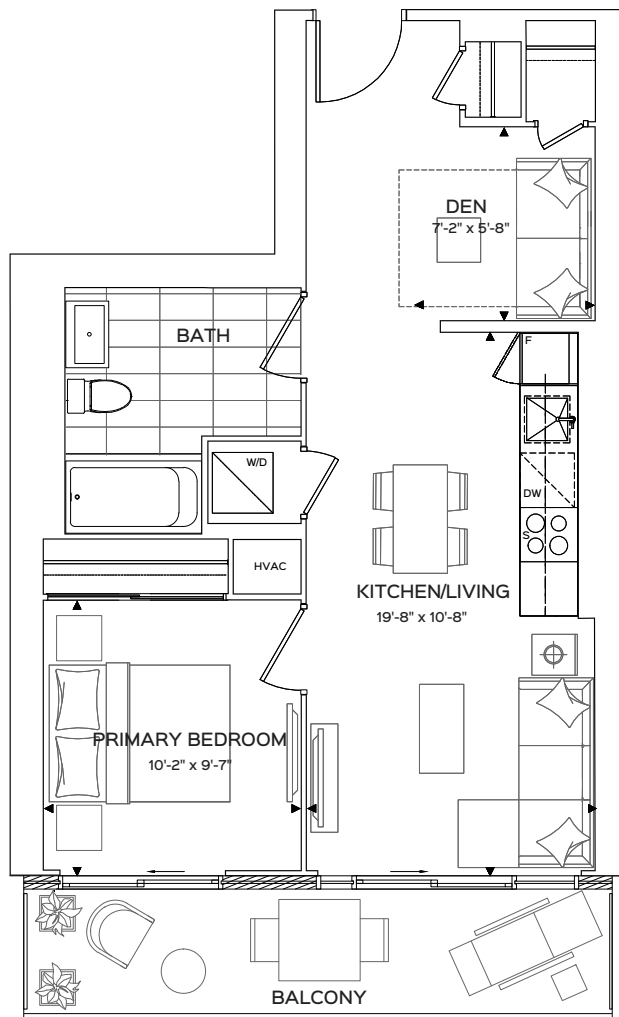
OAKWOOD

BARRIER FREE

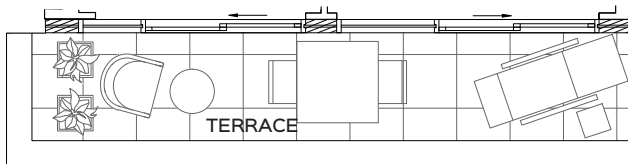
631 SQ.FT. • 107 SQ.FT. BALCONY @ LEVELS 13 - 30

631 SQ.FT. • 114 SQ.FT. BALCONY @ LEVEL 12

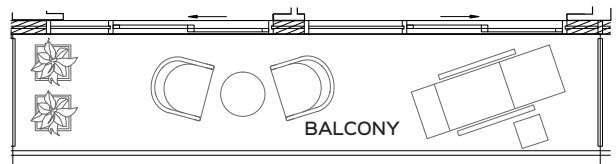
626 SQ.FT. • 114 SQ.FT. TERRACE @ LEVEL 11



UNIT 07
LEVELS 13 - 30

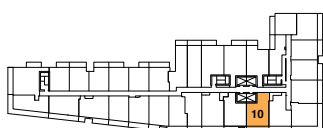


UNIT 10
LEVEL 11

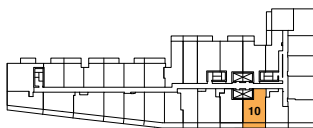


UNIT 10
LEVEL 12

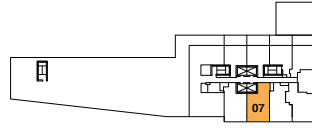
BA-1T+D



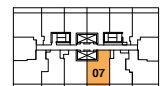
LEVEL 11



LEVEL 12



LEVEL 13



LEVELS 14-30

THE
REBECCA
 CONDOS

Floorplans are subject to change without notice. Actual dimensions and square footage may vary from that stated herein. Floorplans are not to scale and may be mirror image of what is shown. Window and door locations, size and type may vary without notice. Bulkheads required for construction purposes have not been indicated. Tile patterns may vary. Any furniture and/or islands not included. Balcony, terrace and/or patio square footage is approximate, not included in the suite area and may vary depending on floor level, location and other factors, and is subject to change without notice. E. & O.E.

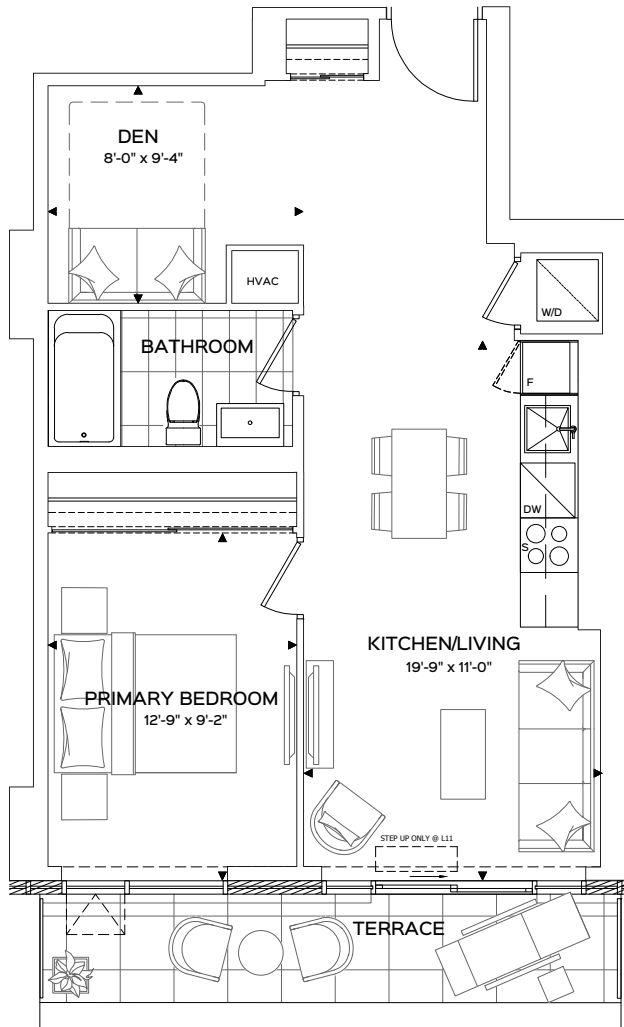


ONE BEDROOM + DEN

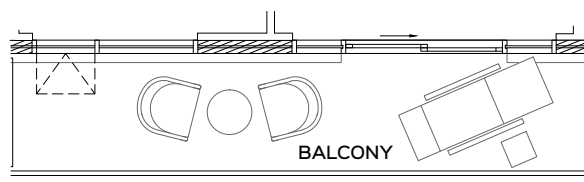
OXFORD

643 SQ.FT. • 105 SQ.FT. BALCONY @ LEVEL 12

643 SQ.FT. • 105 SQ.FT. TERRACE @ LEVEL 11

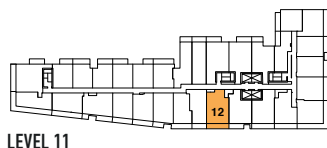


UNIT 12
LEVEL 11

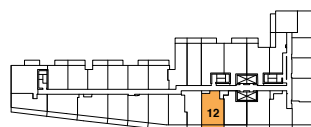


UNIT 12
LEVEL 12

BA-1V+D



LEVEL 11



LEVEL 12

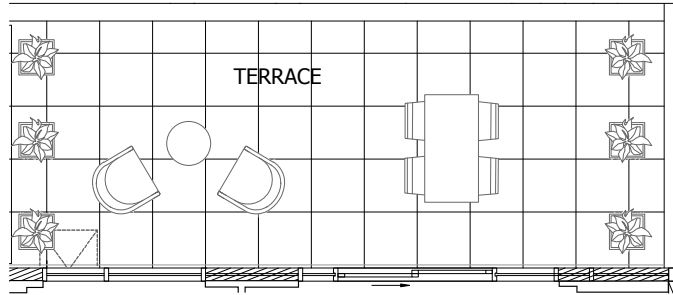
THE
REBECCA
CONDOS

Floorplans are subject to change without notice. Actual dimensions and square footage may vary from that stated herein. Floorplans are not to scale and may be mirror image of what is shown. Window and door locations, size and type may vary without notice. Bulkheads required for construction purposes have not been indicated. Tile patterns may vary. Any furniture and/or islands not included. Balcony, terrace and/or patio square footage is approximate, not included in the suite area and may vary depending on floor level, location and other factors, and is subject to change without notice. E. & O.E.

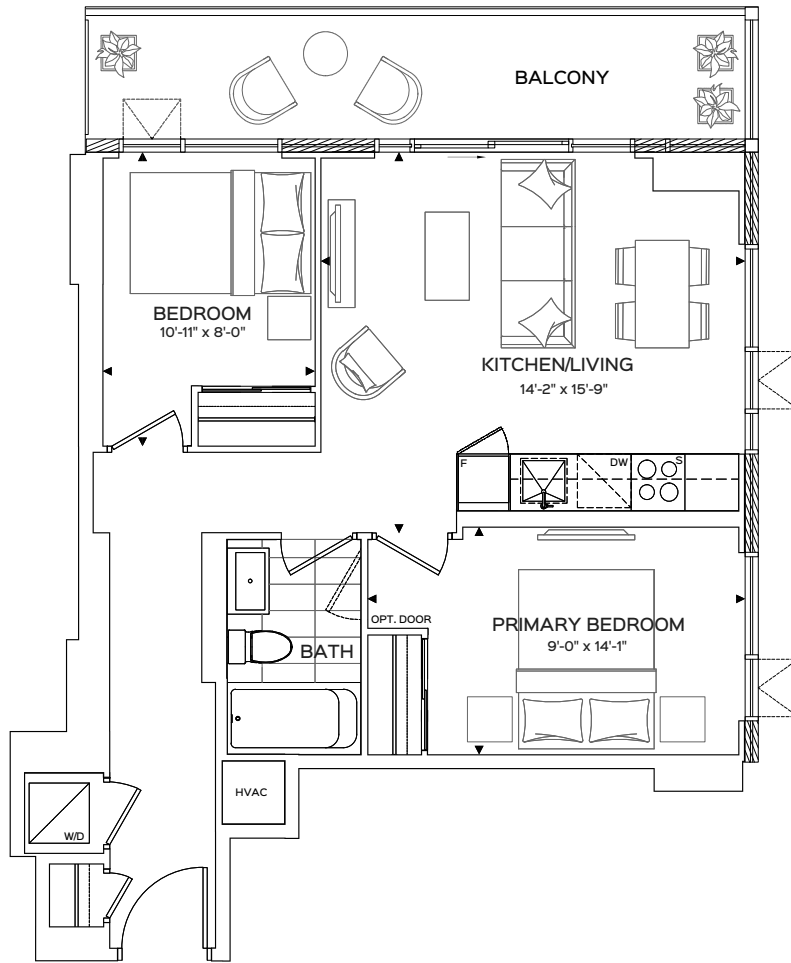


TWO BEDROOM
PIPER

646 SQ.FT. • 123 SQ.FT. BALCONY @ LEVELS 14 - 30
 646 SQ.FT. • 246 SQ.FT. TERRACE @ LEVEL 13

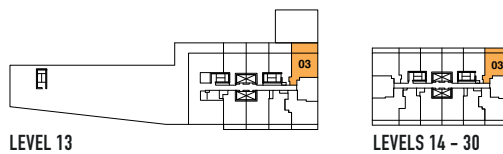


UNIT 03
 LEVEL 13



UNIT 03
 LEVELS 14 - 30

A-2A



THE
REBECCA
 CONDOS

Floorplans are subject to change without notice. Actual dimensions and square footage may vary from that stated herein. Floorplans are not to scale and may be mirror image of what is shown. Window and door locations, size and type may vary without notice. Bulkheads required for construction purposes have not been indicated. Tile patterns may vary. Any furniture and/or islands not included. Balcony, terrace and/or patio square footage is approximate, not included in the suite area and may vary depending on floor level, location and other factors, and is subject to change without notice. E. & O.E.

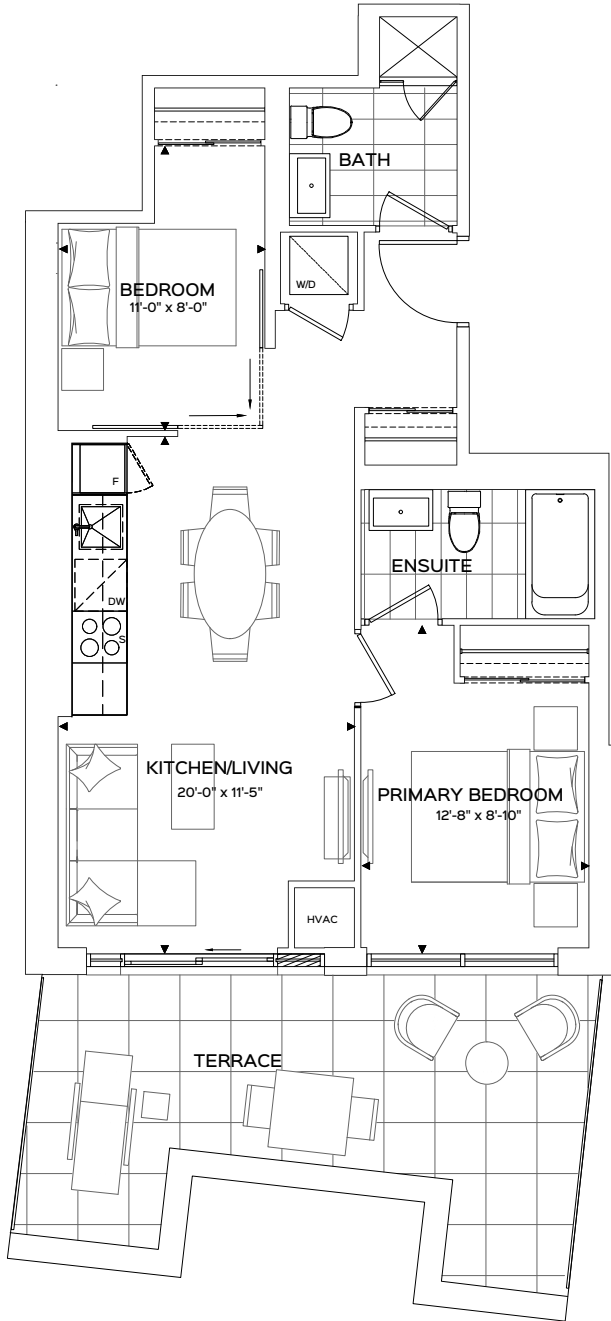


TWO BEDROOM

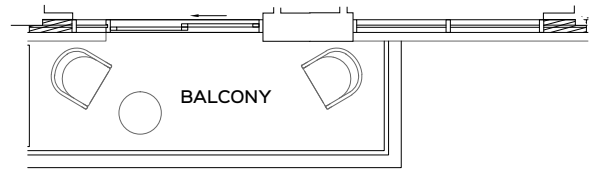
REBECCA

669 SQ.FT. • 71 SQ.FT. BALCONY @ LEVELS 7 - 10

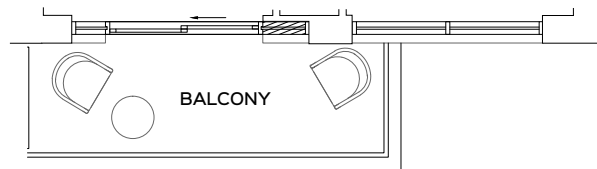
669 SQ.FT. • 228 SQ.FT. TERRACE @ LEVEL 6



UNIT 09
LEVEL 6

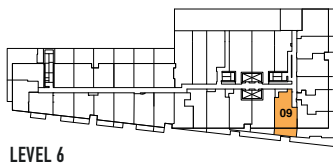


UNIT 09, LEVEL 7
UNIT 10, LEVEL 9

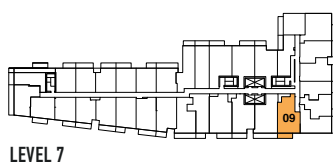


UNIT 10
LEVELS 8 & 10

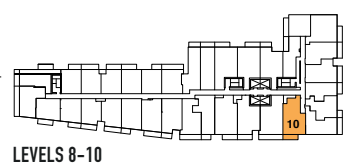
B-2C



LEVEL 6



LEVEL 7



LEVELS 8-10

THE

REBECCA

CONDOS

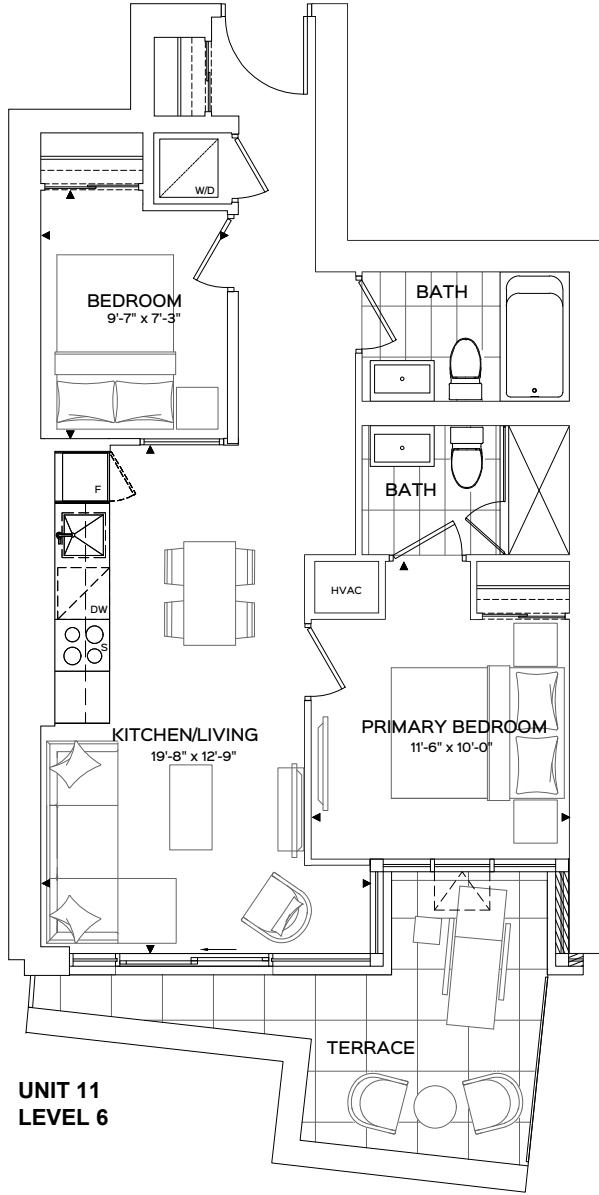
Floorplans are subject to change without notice. Actual dimensions and square footage may vary from that stated herein. Floorplans are not to scale and may be mirror image of what is shown. Window and door locations, size and type may vary without notice. Bulkheads required for construction purposes have not been indicated. Tile patterns may vary. Any furniture and/or islands not included. Balcony, terrace and/or patio square footage is approximate, not included in the suite area and may vary depending on floor level, location and other factors, and is subject to change without notice. E. & O.E.



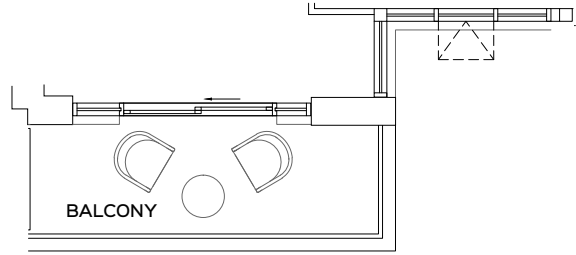
TWO BEDROOM

SEVILLE

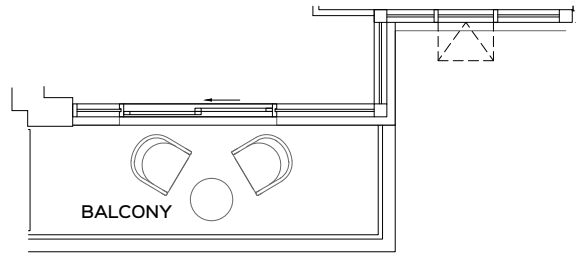
690 SQ.FT. • 69 SQ.FT. BALCONY @ LEVELS 7 - 10
690 SQ.FT. • 128 SQ.FT. TERRACE @ LEVEL 6



UNIT 11
LEVEL 6

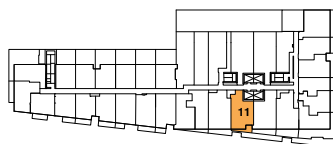


UNIT 11, LEVEL 7
UNIT 12, LEVEL 9

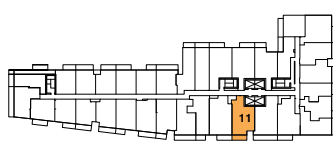


UNIT 12
LEVELS 8 & 10

B-2E



LEVEL 6



LEVEL 7



LEVELS 8-10

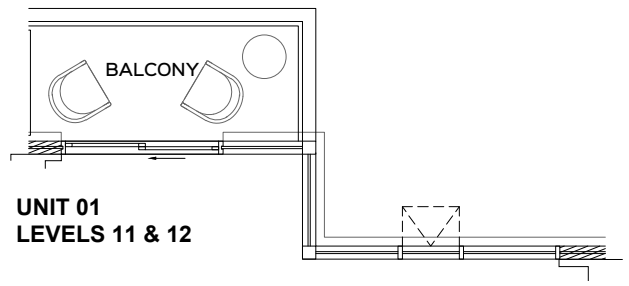
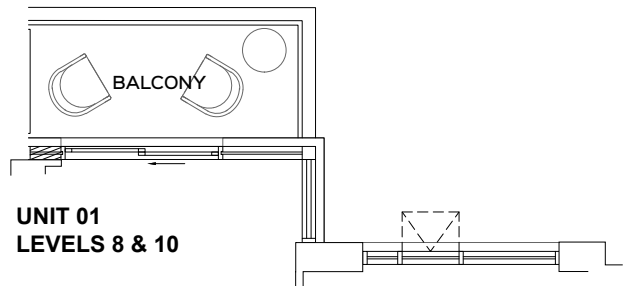
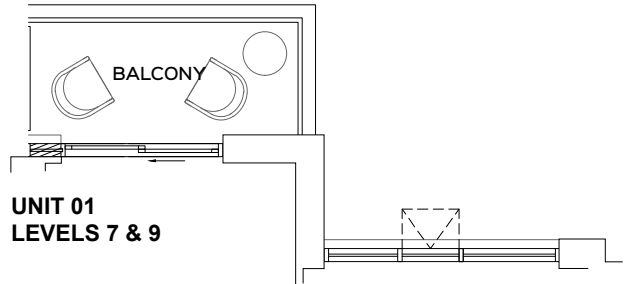
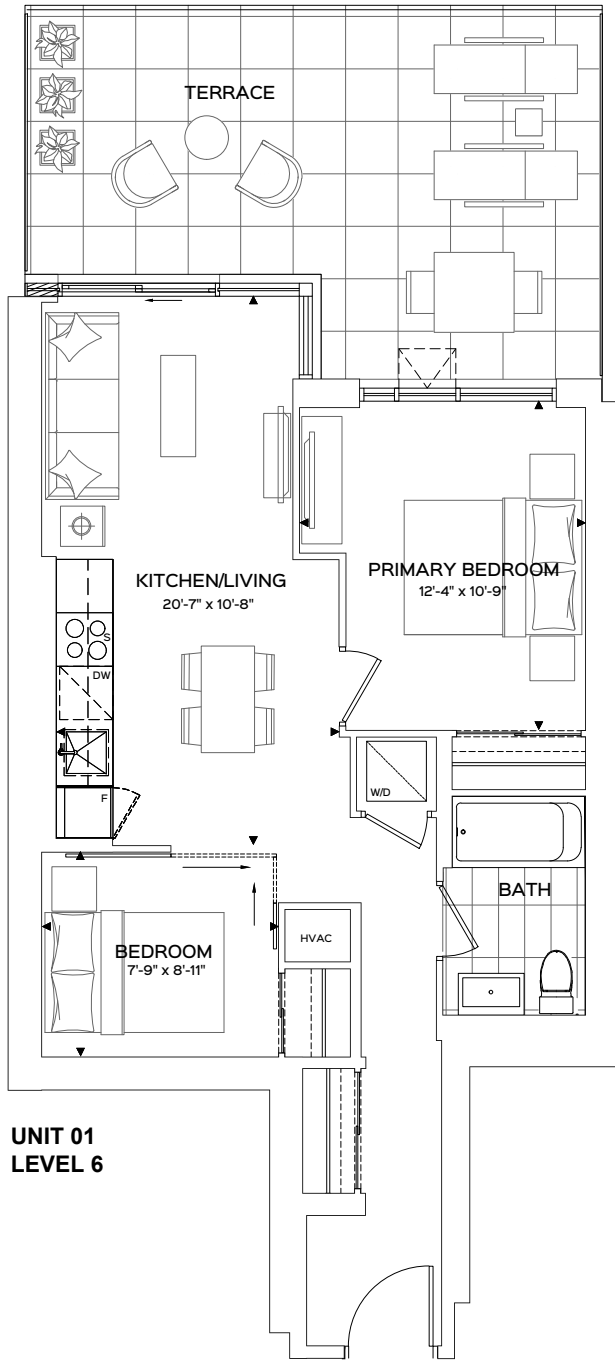
THE
REBECCA
 CONDOS

Floorplans are subject to change without notice. Actual dimensions and square footage may vary from that stated herein. Floorplans are not to scale and may be mirror image of what is shown. Window and door locations, size and type may vary without notice. Bulkheads required for construction purposes have not been indicated. Tile patterns may vary. Any furniture and/or islands not included. Balcony, terrace and/or patio square footage is approximate, not included in the suite area and may vary depending on floor level, location and other factors, and is subject to change without notice. E. & O.E.

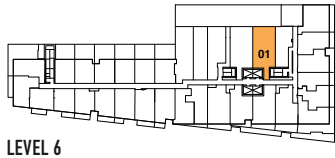


TWO BEDROOM
SHAW

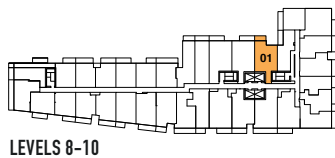
693 SQ.FT. • 53 SQ.FT. BALCONY @ LEVELS 7 - 12
 693 SQ.FT. • 260 SQ.FT. TERRACE @ LEVEL 6



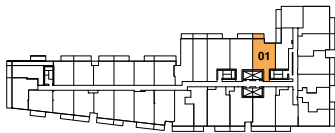
B-2A



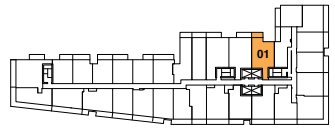
LEVEL 6



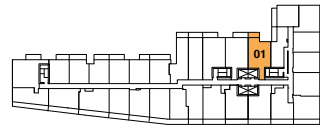
LEVELS 8-10



LEVEL 7



LEVEL 11



LEVEL 12

THE REBECCA
 CONDOS

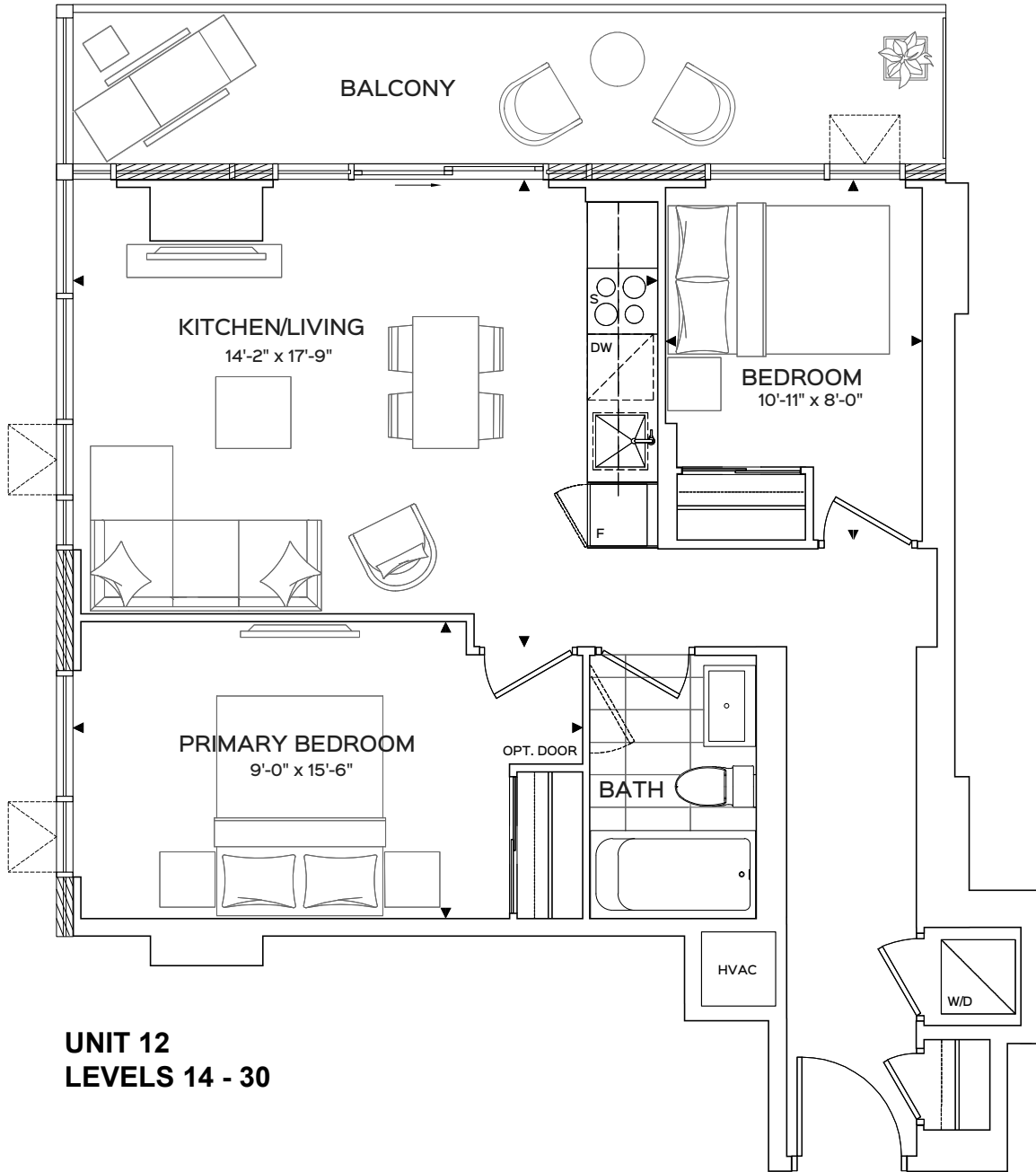
Floorplans are subject to change without notice. Actual dimensions and square footage may vary from that stated herein. Floorplans are not to scale and may be mirror image of what is shown. Window and door locations, size and type may vary without notice. Bulkheads required for construction purposes have not been indicated. Tile patterns may vary. Any furniture and/or islands not included. Balcony, terrace and/or patio square footage is approximate, not included in the suite area and may vary depending on floor level, location and other factors, and is subject to change without notice. E. & O.E.



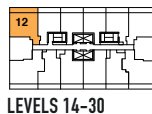
TWO BEDROOM

SOUTHAMPTON

693 SQ.FT. • 133 SQ.FT. BALCONY



A-2D



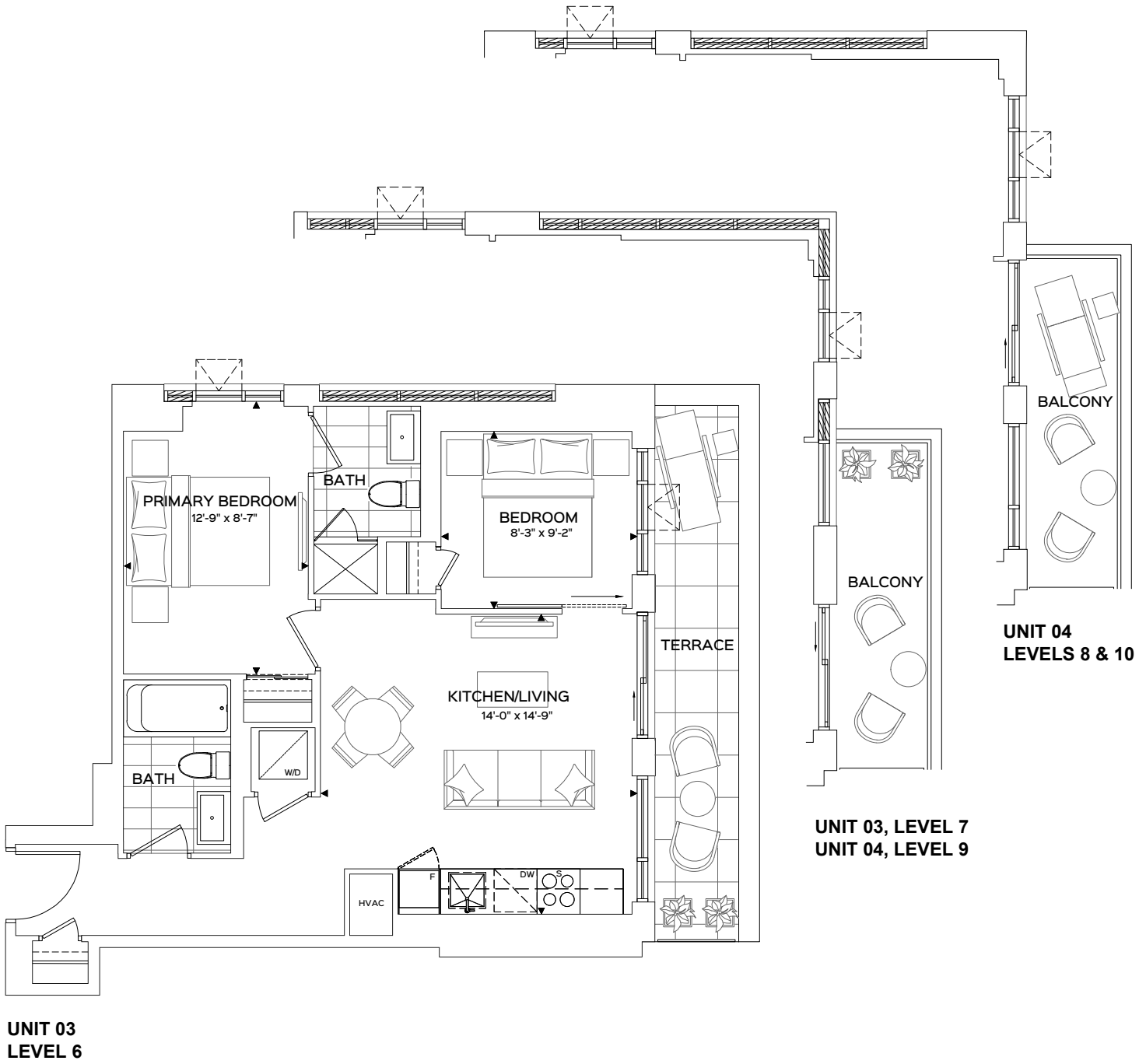
THE
REBECCA
CONDOS

Floorplans are subject to change without notice. Actual dimensions and square footage may vary from that stated herein. Floorplans are not to scale and may be mirror image of what is shown. Window and door locations, size and type may vary without notice. Bulkheads required for construction purposes have not been indicated. Tile patterns may vary. Any furniture and/or islands not included. Balcony, terrace and/or patio square footage is approximate, not included in the suite area and may vary depending on floor level, location and other factors, and is subject to change without notice. E. & O.E.

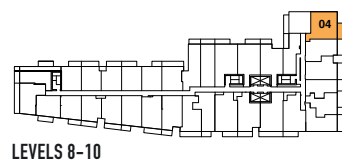
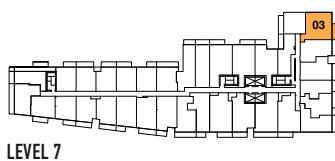
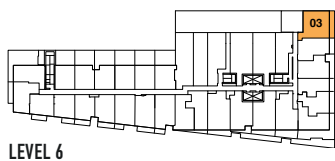


TWO BEDROOM
STONE

689 SQ.FT. • 76 SQ.FT. BALCONY @ LEVELS 8 - 10
 697 SQ.FT. • 76 SQ.FT. BALCONY @ LEVEL 7
 697 SQ.FT. • 127 SQ.FT. TERRACE @ LEVEL 6



B-2B



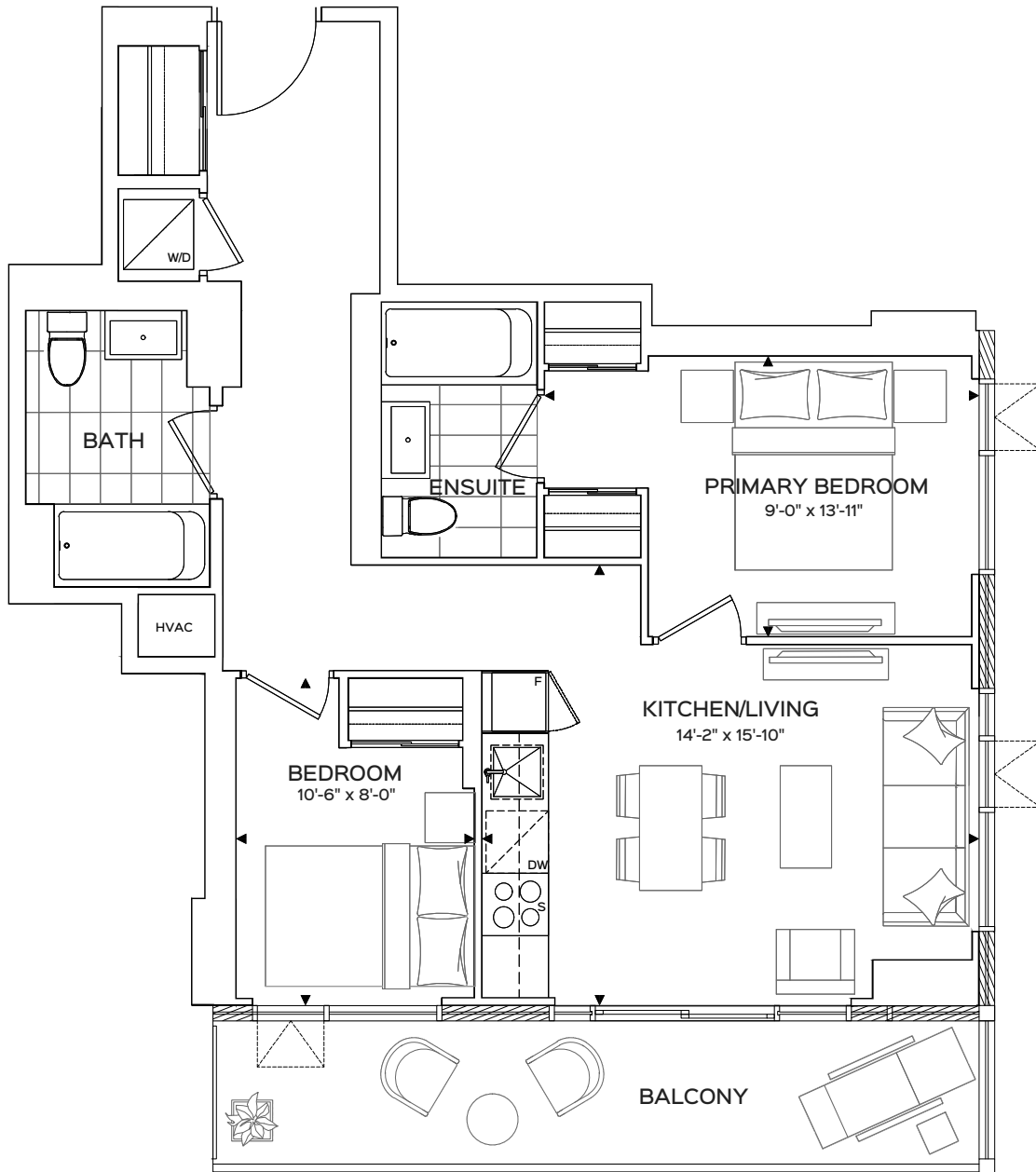
THE
REBECCA
 CONDOS

Floorplans are subject to change without notice. Actual dimensions and square footage may vary from that stated herein. Floorplans are not to scale and may be mirror image of what is shown. Window and door locations, size and type may vary without notice. Bulkheads required for construction purposes have not been indicated. Tile patterns may vary. Any furniture and/or islands not included. Balcony, terrace and/or patio square footage is approximate, not included in the suite area and may vary depending on floor level, location and other factors, and is subject to change without notice. E. & O.E.



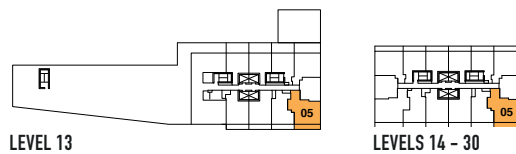
TWO BEDROOM
VICTORIA

727 SQ.FT. • 123 SQ.FT. BALCONY



UNIT 05
LEVELS 13 - 30

A-2B



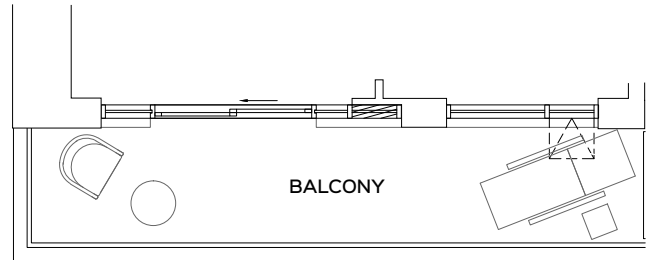
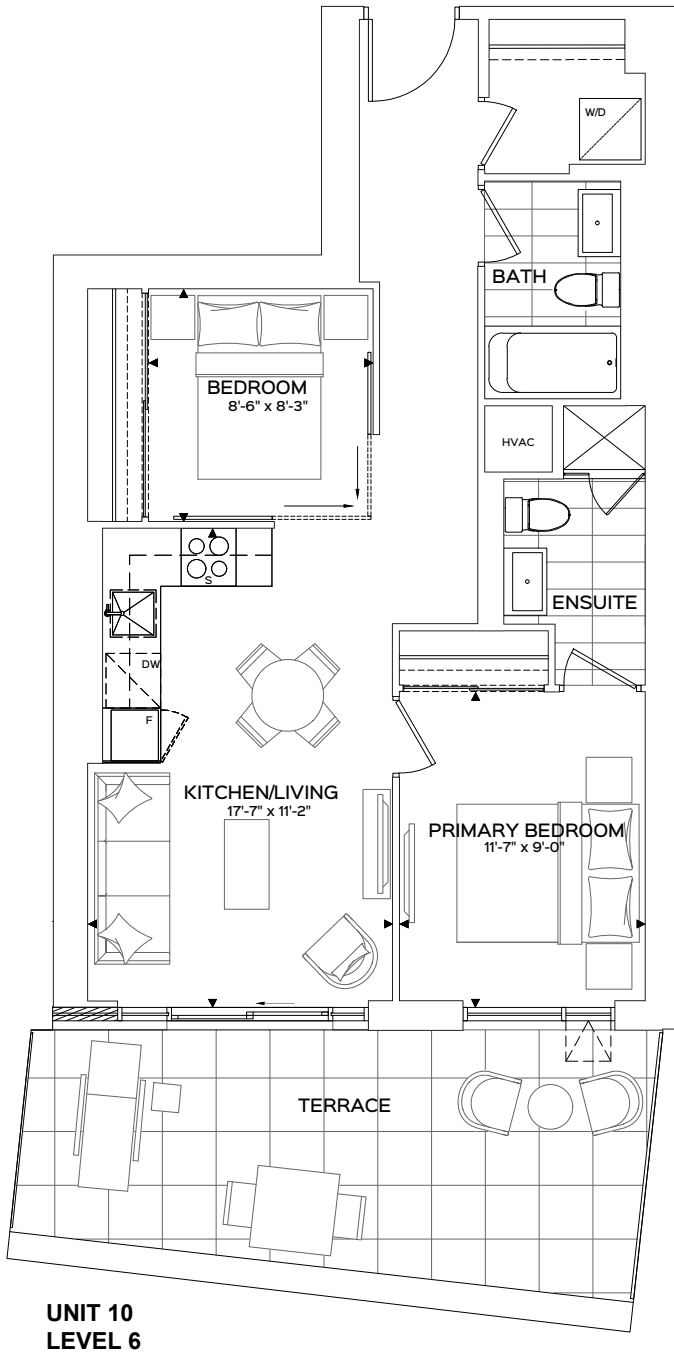
THE
REBECCA
 CONDOS

Floorplans are subject to change without notice. Actual dimensions and square footage may vary from that stated herein. Floorplans are not to scale and may be mirror image of what is shown. Window and door locations, size and type may vary without notice. Bulkheads required for construction purposes have not been indicated. Tile patterns may vary. Any furniture and/or islands not included. Balcony, terrace and/or patio square footage is approximate, not included in the suite area and may vary depending on floor level, location and other factors, and is subject to change without notice. E. & O.E.

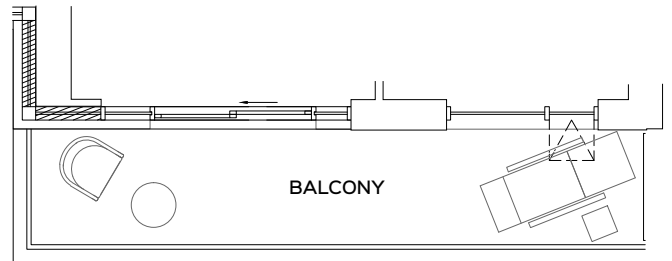


TWO BEDROOM
VIOLET

734 SQ.FT. • 113 SQ.FT. BALCONY @ LEVELS 7 - 10
 734 SQ.FT. • 223 SQ.FT. TERRACE @ LEVEL 6

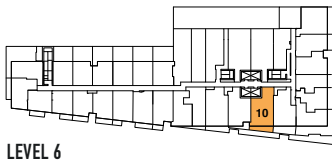


UNIT 10, LEVEL 7
 UNIT 11, LEVEL 9

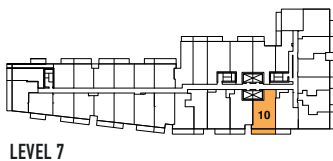


UNIT 11
 LEVELS 8 & 10

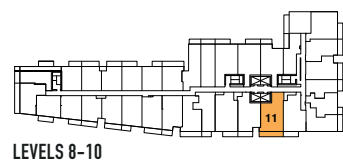
B-2D



LEVEL 6



LEVEL 7



LEVELS 8-10

THE
REBECCA
 CONDOS

Floorplans are subject to change without notice. Actual dimensions and square footage may vary from that stated herein. Floorplans are not to scale and may be mirror image of what is shown. Window and door locations, size and type may vary without notice. Bulkheads required for construction purposes have not been indicated. Tile patterns may vary. Any furniture and/or islands not included. Balcony, terrace and/or patio square footage is approximate, not included in the suite area and may vary depending on floor level, location and other factors, and is subject to change without notice. E. & O.E.

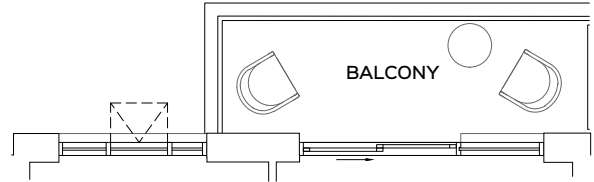
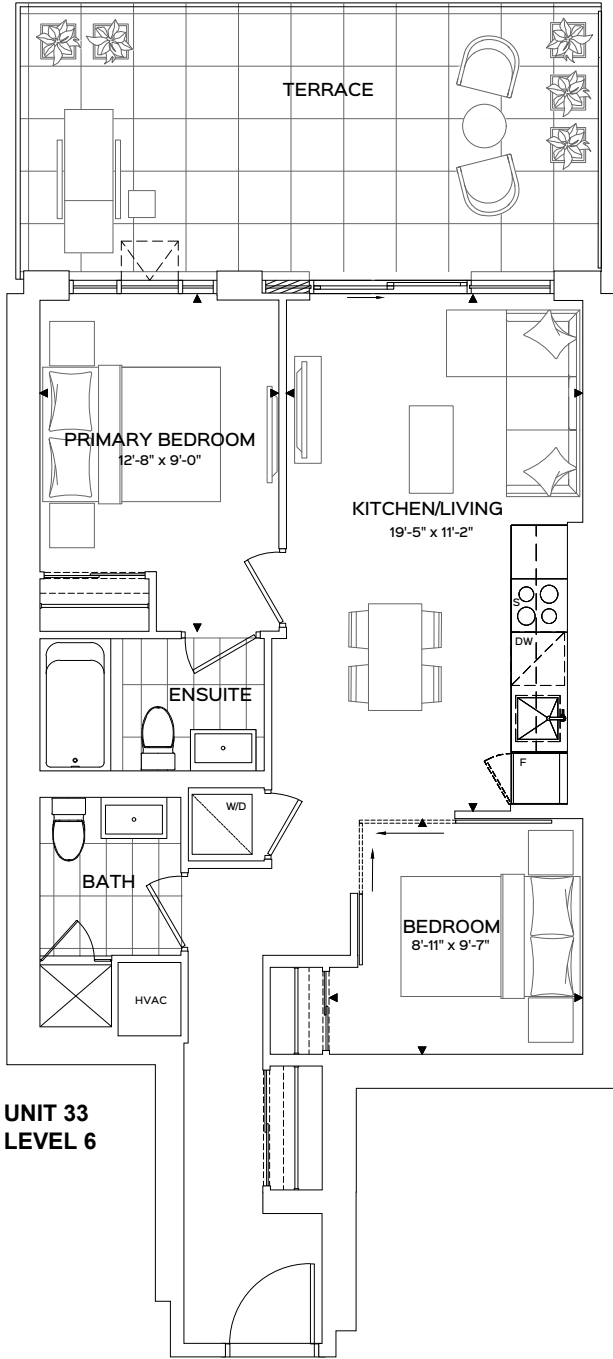


TWO BEDROOM

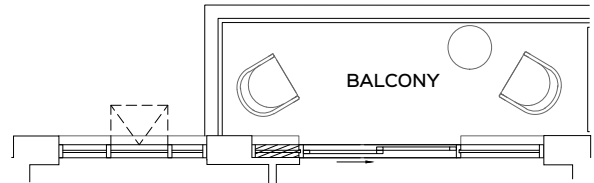
WALNUT

735 SQ.FT. • 71 SQ.FT. BALCONY @ LEVELS 7 - 12

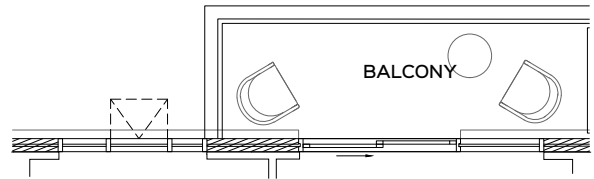
753 SQ.FT. • 221 SQ.FT. TERRACE @ LEVEL 6



UNIT 33, LEVEL 7
UNIT 34, LEVEL 9

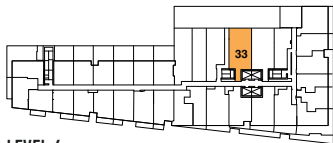


UNIT 34
LEVELS 8 & 10

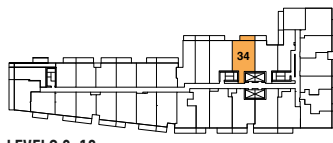


UNIT 31
LEVELS 11 & 12

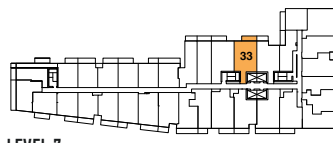
B-2G



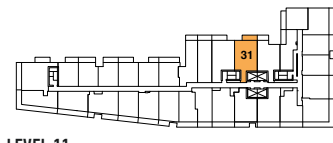
LEVEL 6



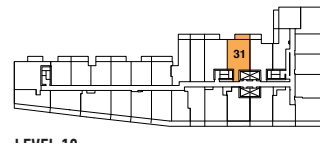
LEVELS 8-10



LEVEL 7



LEVEL 11



LEVEL 12

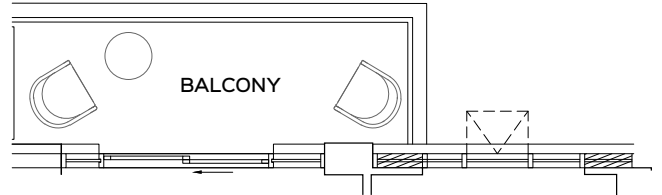
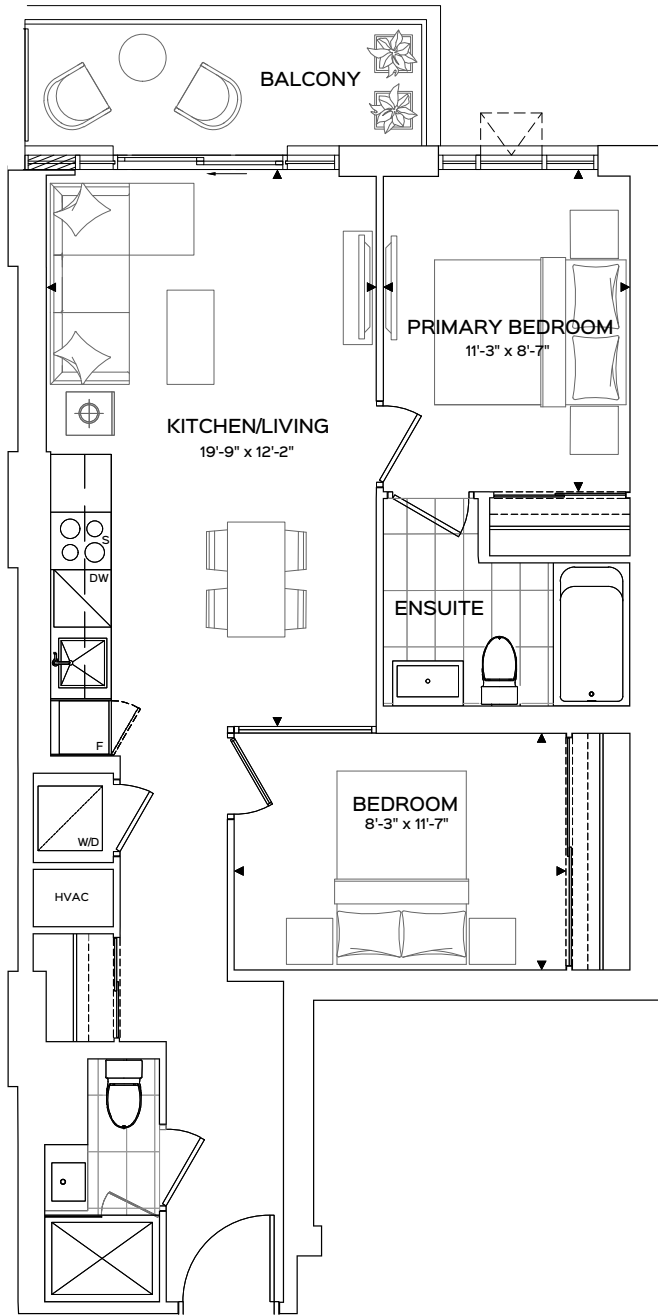
THE
REBECCA
CONDOS

Floorplans are subject to change without notice. Actual dimensions and square footage may vary from that stated herein. Floorplans are not to scale and may be mirror image of what is shown. Window and door locations, size and type may vary without notice. Bulkheads required for construction purposes have not been indicated. Tile patterns may vary. Any furniture and/or islands not included. Balcony, terrace and/or patio square footage is approximate, not included in the suite area and may vary depending on floor level, location and other factors, and is subject to change without notice. E. & O.E.

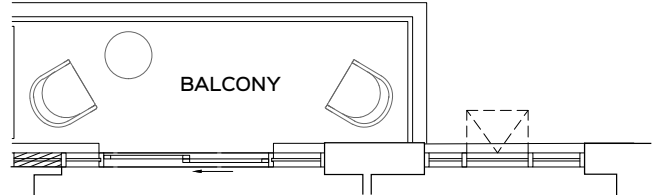


TWO BEDROOM
WILCOX

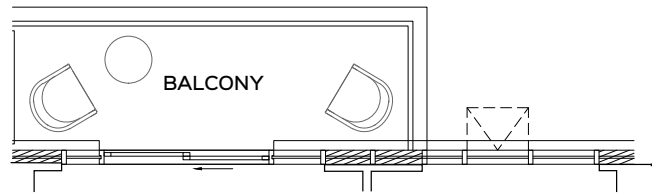
756 SQ.FT. • 71 SQ.FT. BALCONY



**UNIT 33
 LEVELS 8 & 10**



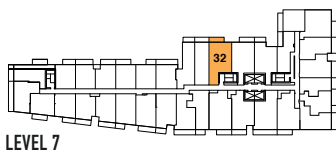
**UNIT 33
 LEVEL 9**



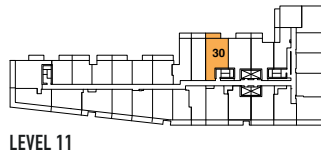
**UNIT 30
 LEVELS 11 & 12**

**UNIT 32
 LEVEL 7**

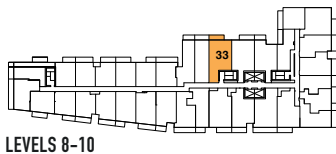
B-2H



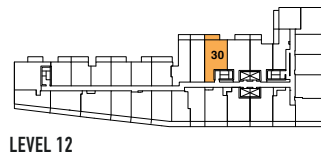
LEVEL 7



LEVEL 11



LEVELS 8-10



LEVEL 12

THE
REBECCA
 CONDOS

Floorplans are subject to change without notice. Actual dimensions and square footage may vary from that stated herein. Floorplans are not to scale and may be mirror image of what is shown. Window and door locations, size and type may vary without notice. Bulkheads required for construction purposes have not been indicated. Tile patterns may vary. Any furniture and/or islands not included. Balcony, terrace and/or patio square footage is approximate, not included in the suite area and may vary depending on floor level, location and other factors, and is subject to change without notice. E. & O.E.



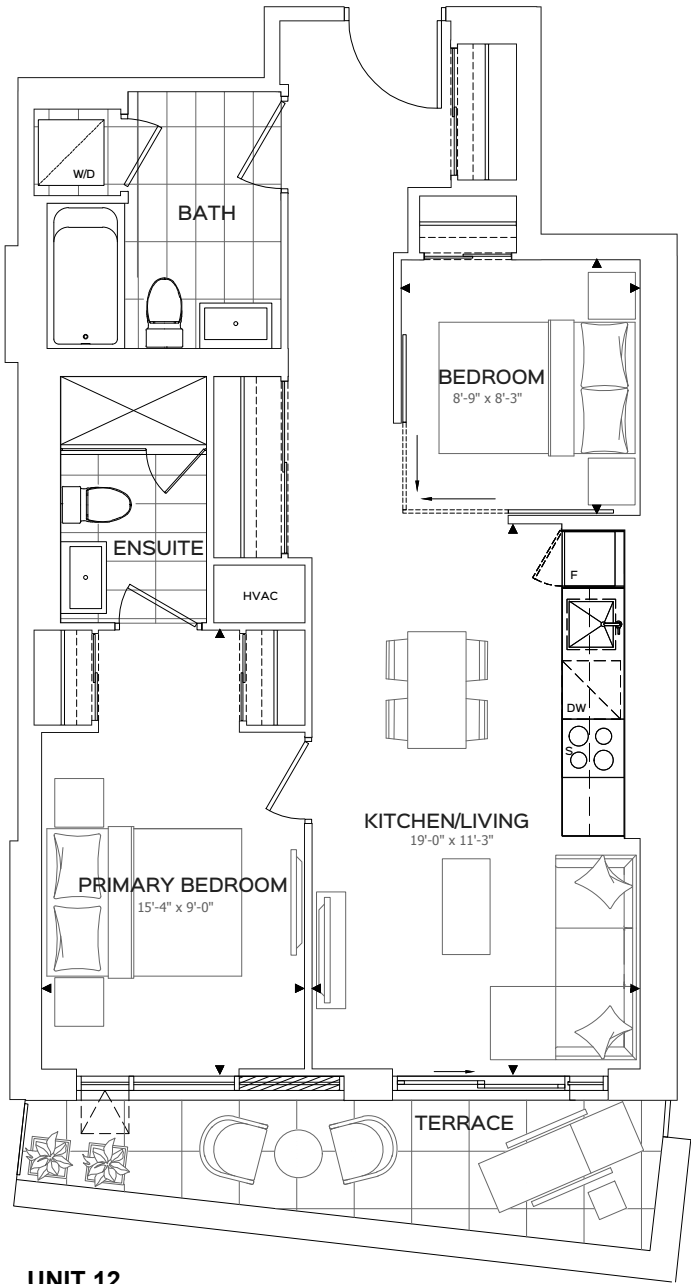
TWO BEDROOM

WILLIAM

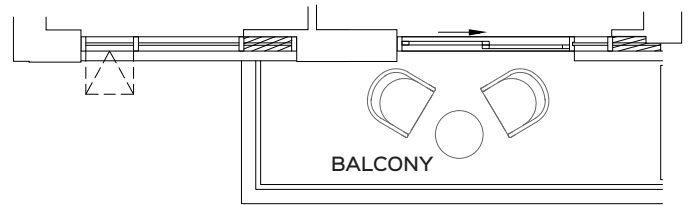
BARRIER FREE

761 SQ.FT. • 71 SQ.FT. BALCONY @ LEVELS 7 - 10

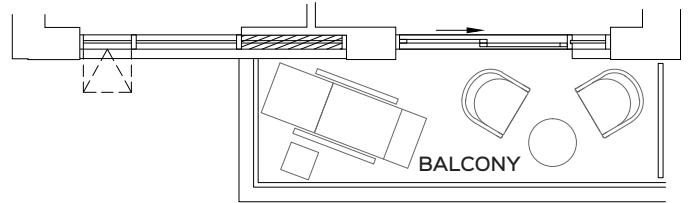
761 SQ.FT. • 113 SQ.FT. TERRACE @ LEVEL 6



**UNIT 12
LEVEL 6**

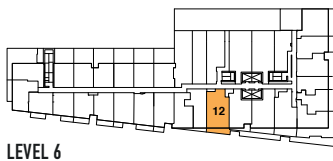


**UNIT 12, LEVEL 7
UNIT 13, LEVEL 9**

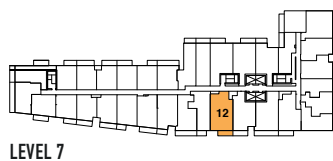


**UNIT 13
LEVELS 8 & 10**

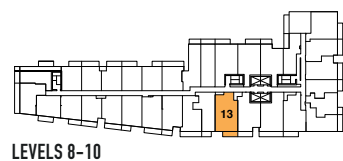
B-2F



LEVEL 6



LEVEL 7



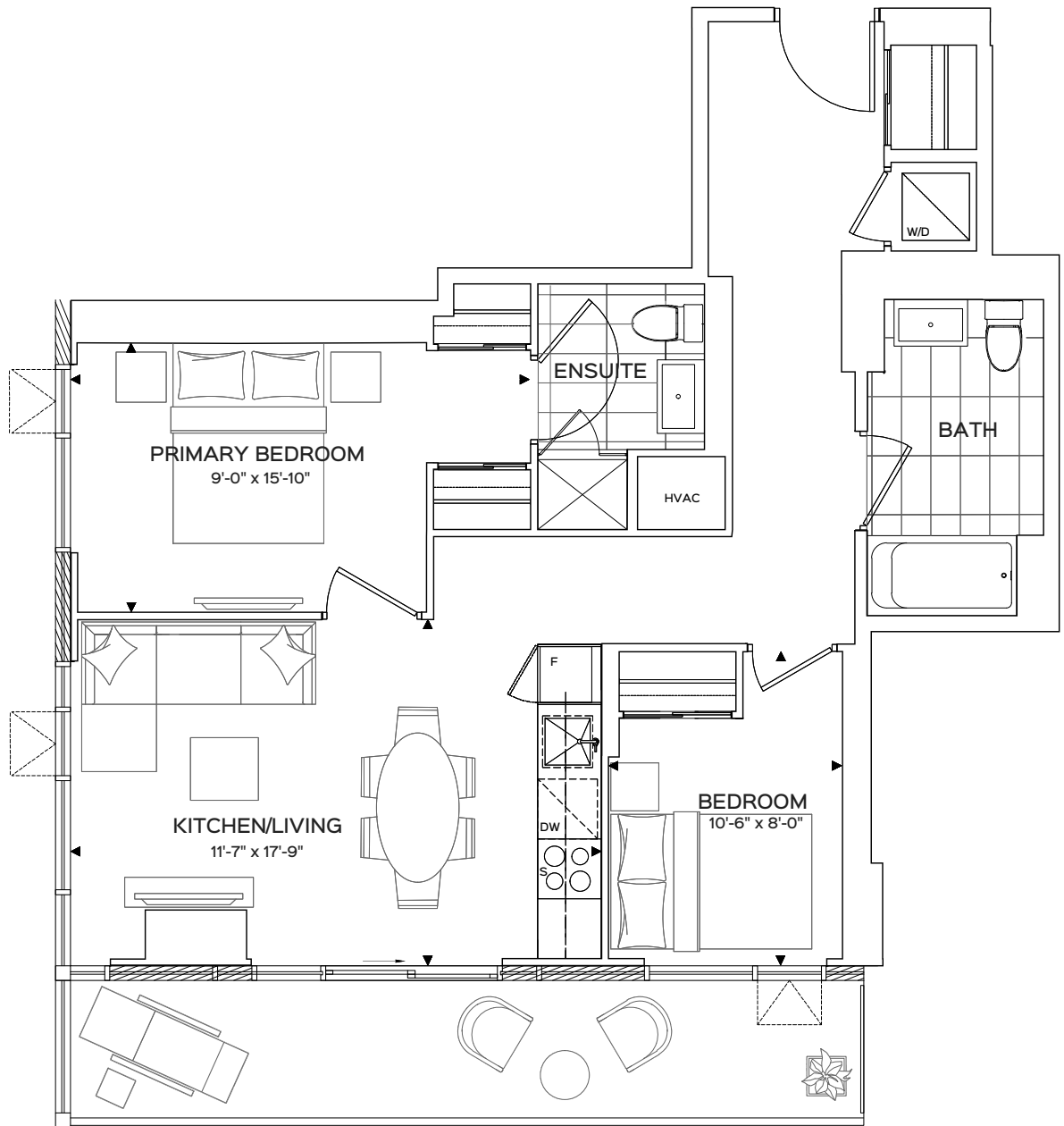
LEVELS 8-10

THE
REBECCA
CONDOS

Floorplans are subject to change without notice. Actual dimensions and square footage may vary from that stated herein. Floorplans are not to scale and may be mirror image of what is shown. Window and door locations, size and type may vary without notice. Bulkheads required for construction purposes have not been indicated. Tile patterns may vary. Any furniture and/or islands not included. Balcony, terrace and/or patio square footage is approximate, not included in the suite area and may vary depending on floor level, location and other factors, and is subject to change without notice. E. & O.E.

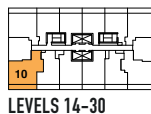


TWO BEDROOM
YORK
 BARRIER FREE
 788 SQ.FT. • 133 SQ.FT. BALCONY



UNIT 10
LEVELS 14 - 30

A-2C



THE
REBECCA
 CONDOS

Floorplans are subject to change without notice. Actual dimensions and square footage may vary from that stated herein. Floorplans are not to scale and may be mirror image of what is shown. Window and door locations, size and type may vary without notice. Bulkheads required for construction purposes have not been indicated. Tile patterns may vary. Any furniture and/or islands not included. Balcony, terrace and/or patio square footage is approximate, not included in the suite area and may vary depending on floor level, location and other factors, and is subject to change without notice. E. & O.E.

